Cómprale a China

DMB HK Limited
Doing Major Business

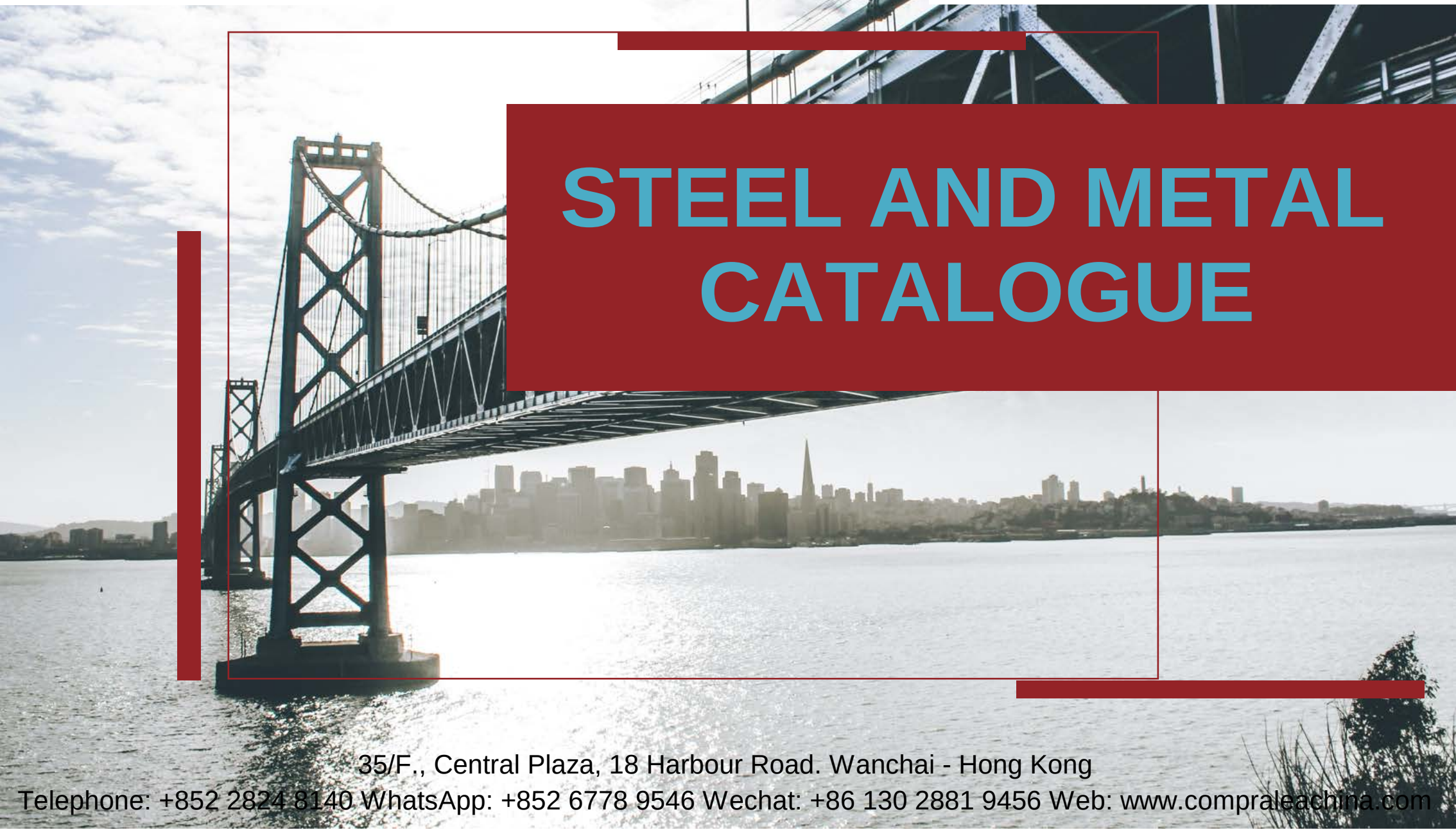

STEEL AND METAL CATALOGUE

35/F., Central Plaza, 18 Harbour Road. Wanchai - Hong Kong
Telephone: +852 2824 8140 WhatsApp: +852 6778 9546 Wechat: +86 130 2881 9456 Web: www.compraleachina.com

企业文化 Enterprise Culture



企业愿景
Companies expect

The long-term development of sustainable management, for the society dedicated contribution



管理理念
Management philosophy

Improve the health and safety guarantee system and promote the continuous improvement of enterprise management



经营理念
Operation philosophy

Integrity management creation of high-quality goods, dedication to the community, benefits employees.



服务宗旨
Service aim

The second line is the front-line service, all for customer service.

生产设备 Production equipment



Advanced production equipment

Advanced production equipment to ensure the high quality of products in order to meet customer satisfaction requirements.



Production line

Perfect production line chain, ensure the production orderly, ensure the delivery speed



Perfect packaging

Reasonable packaging, reduce the product loss rate, improve customer satisfaction is our common wishes.

主要产品 Main production



Steel Pipe



Flat Steel Bar



Angle Steel Bar



I / H Beam

产品展示 Production show



Hot Rolled Coil



Galvanized Coil



Roofing Sheet



PPGI/PPGL



Stainless Steel Coil



Stainless Steel Plate



Cold Rolled Coil



Hot Rolled Steel Sheet

产品展示 Production show



Galvanized Steel Tube



Stainless Steel Tube



Steel Strip



Valve



C Channel



Flat Bar



Seamless Tube



Copper

运输方式 Shippment





















WHAT WE DO

- **Coils**

Hot Rolled / Cold Rolled / Aluminized / Aluzinc
Hot Dip Galvanized / Pre-Painted

- **Sheets and plate**

Hot Rolled / Cold Rolled / Aluminized / Aluzinc
Hot Dip Galvanized / Corrugated Sheets / Checkered Plate

- **Pipes and Tubes**
- **Angles Beams and Channels**

Angles / H Beam / I Beam / U Channel / C Channel

- **Steel bars and Wire**

Square Bar / Flat Bars / Wire Rod/ Reinforcing Bars / Round Bar



HOT ROLLED STEEL COIL / STRIP

Application	Grades and Standards	Specification
Structural Steel Strip	Grades :Q195,235A/B/C/D Standard:Q/TB202	Thickness:1.2-12.7 mm Width:360-1650mm
Structural Steel Strip Japanese Standards	Grades :SS330,SS400,SS490,SS540 Standard: JIS G3101,Q/TB202	Thickness:1.2-12.7 mm Width:360-1650mm
Structural Steel Strip European Standards	Grades :S235JR/J0/J2,S275JR/ J0/J2, S275JR/J0/J2, S355JR/J0/J2 Standard: EN 10025-2:2004	Thickness:1.2-12.7 mm Width:360-1650mm
High Strength Low Alloy Steel Strip Structure	Grades : Q345A/B/C/D, Q420A/B/C/D, 460C/D,Q500C/D, Q620C/D,Q690C/D Standard:GB/T1591,Q/TB202	Thickness:1.2-12.7 mm Width:360-1650mm
Strip For Forming	Grades : SPHC,SPHD,SPHE,DD11(StW22) DD12(StW23), DD13(StW24) Q/TB203-2007, JIS3131,DIN1614,EN10111	Thickness:1.8-12.7mm 1.2-12.7mm Width: 360-1520mm 360-1650mm
Strip For Hull Structure	Grades :A Standard: GB 712,CCS	Thickness:1.8-12.7mm Width: 360-1520mm
Strip For Oil And Gas Industry	Grades :J55,H40 Standard: GB 712,CCS	Thickness:1.8-12.7mm Width: 360-1520mm



Application	Grades and Standards	Specification
Strip For Oil Casing Pipe	Grades :J55,H40 API Spec 5CT, Q/TB205	Thickness:1.8-12.7mm Width: 360-1520mm
Wide Strip For Line Pipe Of Petroleum And Natural Gas	Grades :L245R/BR,L290R/X42R,L245M/BM, L290M/X42M,L320M/X46M, L360M/X52M,L390M/X56M, L415M/X60M,L450M/X65M Standard: API 5L/PSL2,Q/TB208	Thickness:1.8-12.7mm Width: 360-1520mm
Quality Carbon Steel Strip	Grades :20,45,50,60 40Mn,65 Mn,S50C,S55C Standard: GB/T711,JT015-2010, JT-17-2010	Thickness:1.2-12.7 mm Width: 360-1650mm
Strip For Welded Gas Cylinder	Grades :HP245,HP265, HP295,HP325,HP345 Standard: GB/T 6653-2008	Thickness:1.8-12.7mm Width: 360-1520mm





SHEET AND PLATE

Products	Carbon Structural Steel	Building Structural Steel
Grade	Q195 Q215A/B Q235A/B/C/D Q275A/B/C/D A36 A283 Gr.A/B/C/D S235JR/J0 S235J2 S275JR/J0 S275J2 S275N/NL S275M/ML SS330 SS400 SS490 SM400A/B SM400C	Q235GJB/C/D/E Q345GJB/C/D/E Q390GJC Q460GJC/D/E A572 Gr.42 A572 Gr.50 A572 Gr.60 A572 Gr.65 A573 Gr.58/65/ A633 Gr.E SN400A/B SN400C SN490B
Thickness	6-300mm	6-150mm
Width	900-4800mm	900-4800mm
Length	3000-25000mm	3000-25000mm
Standard	GB/T 3274 ASTM A36/A36M ASTM A283/A283M EN 10025-2 EN 10025-3 EN 10025-4 JIS G 3101 JIS G 3106	GB/T 19879 ASTM A572/A572M ASTM ASTM A633/A633M JIS G 3136



	Low Alloy High -Strength Structural Steel
/D/E Q420GJC/D/E A572 Gr.55 70A633 Gr.A/C/D SN490C	Q345A/B/C Q345D/E Q390A/B/C/D/E Q420A/B/C/D/E Q460C/D/E Q500C/D/E Q550C/D/E A678 Gr.A A678 Gr.B A678 Gr.C A678 Gr.D S355JR/J0 S355J2/K2 S355N/NL S420N/NL S460N/NL S355M/ML S420M/ML S460M/ML S460Q/QL1/QL2 S500Q/QL1/QL2 S550Q/QL1/QL2 SS540 SM490A/B SM490C SM490YA/YB SM520B/CSM570
	6-300mm
	900-4800mm
	3000-25000mm
A573/A573M	GB/T 3274 ASTM A678/A678M EN 10025-2 EN 10025-3 EN 10025-4 EN 10025-6 JIS G 3101 JIS G 3106







SHEET AND PLATE

Products	Hull Structural Steel	Pressure Vessel Steel
Grade	A/B/D/E AH32/DH32/EH32 AH36/DH36/EH36	Q245R Q345R Q370R 07MnCrMoVR 12MnNiVR A285 Gr.A/B/CA515 A516 Gr.55/60/65/70 A537CL.1 A537 CL.2 A537CL.3 A737Gr.B/C P235 P275NH P355N/NH P460NH P355M P420M P460M P355Q/QH P460Q SPV235 SPV315/355/410/450/490 SGV410/450/480
Thickness	6-50mm	6-200mm
Width	900-4800mm	900-4800mm
Length	3000-25000mm	3000-25000mm
Standard	ABS/BV/CCS/DNV/GL/KR/ LR/NK/RINA/ZY	GB 713 GB 19189 ASTM A285/A285M ASTM A515/A515M ASTM ASTM A537/A537M ASTM A737/A737M EN 10028-2 EN 10028-3 EN 10028-6 JIS G 3115 JIS G 3118 JIS G 3103





	Alloy Structural Steel	Super Structural Steel
Gr.60/65/70 /265/295/355GH /QH P500Q/QH SB 410/450/480	20Cr 40Cr 15CrMo 12Cr1MoV 30CrMo 35CrMo 42CrMo	08-70 20Mn-65Mn XG05 08Al
	6-250mm	6-60mm
	900-4800mm	900-4800mm
	3000-25000mm	3000-25000mm
A516/A516M EN 10028-5	GB/T 3077 or negotiation	GB/T 711 Negotiation Negotiation

SHEET AND PLATE

Products	Alloy Pressure Vessel Steel
Grade	15CrMoR 12Cr1MoVR 12Cr2Mo1R A204 Gr.A/B A204 Gr.C A302 Gr.A/B/C/D A387 Gr.2 CL.1/2 A387 Gr.11 CL.1/2A387 Gr.12 CL.1/2 A387 Gr.22 CL.1/2 A387 Gr.22L CL.1 A612 A841 Gr.A/B/C CL.1 A841 Gr.A/B/C CL.2 16Mo3 10CrMo9-10 12CrMo9-10 13CrMo4-5 13CrMoSi5-5 SB 450M/480M SCMV1/2/3-1 SCMV1/2/3-2 SCMV4-1/2 SBV1A/B SBV2/3
Thickness	6-200mm
Width	900-4800mm
Length	3000-25000mm
Standard	GB 713 ASTM A204/A204M ASTM A302/A302M ASTM A387/A387M ASTM A612/A612M ASTM A841/A841M EN 10028-2 JIS G 3103 JIS G 4109 JIS G 3119

SHEET AND PLATE

Products	Die Or Mould Steel	Atmospheric Corrosion Resisting Structural S
Grade	45/50 SM45/48/50/53/55 SM3Cr2Mo S45C/S50C/S55C P20 718	Q235NHA/B/C/D/E Q295NHA/B/C/D/E Q355NHA/B/C/D/E Q460NHA/B/C/D/E Q500NHA/B/C/D/E Q550NHA/B/C/D/E A871 Gr.60 A871 Gr.65 S235J0W/J2W S355J0W/J2W/K2W SMA400CW SMA490AW/BW SMA490CW SMA570W
Thickness	10-400mm 20-240mm 8-400mm	6-200mm
Width	900-4800mm	900-4800mm
Length	3000-25000mm	3000-25000mm
Standard	Negotiation YB/T 107 JIS G 4051 or negotiation ASTM A681 or negotiation	GB/T 4171 ASTM A242/A242M ASTM A588/A588M ASTM A871/A871M EN 10025-5 JIS G 3114

Pipe Line Steel	Bridge Steel
L175/A25 L175P/A25P L210/A L245/B L245R/BR L290/X42 L290R/X42R L320/X46 L360/X52 L390/X56 L415/X60 L450/X65 L485/X70 L555/X80	Q235qC/D/E Q345qC/D/E Q370qC/D/E Q420qC/D/E Q460qC/D/E Q500qD/E Q550qD/E A709 Gr.36/50/50W A709 HPS 50W/7
6-40mm	6-100mm
900-4800mm	900-4800mm
3000-25000mm	3000-25000mm
API 5L/ISO 3183/GB/T 9711 or Negotiation	GB/T 714 ASTM A709/A709M

Steel	Wear Resisting Steel	Ocean Eroding Resistant Steel
Q415NHA/B/C/D/E A242 A588 Gr.A/B/C/K SMA400AW/BW	20SiMn2	10CrMoAl
	6-80mm	6-20mm
	900-4800mm	900-4800mm
	3000-25000mm	3000-25000mm
	negotiation	negotiation

COLD ROLLED STEEL COIL /STRIP

Commodity	Series	Grade	Size	Standard	Remark
Thin Gauge HRC	Carbon Structural Steel	A36	0.8-4.0× 900-1600	ASTM A36/36M	Structural Steel for Pipe and Building
		SS400		JIS G3131	
		S235JR		EN10025-2	
		S275JR			
	Super Carbon Structural Steel	SAE1006		ASTM A568/568M	
		SAE1008			
	Pipe Steel	SPHT1		JIS G3132	
		SPHT2			
	Low Alloy High Strength Steel	S355JR		EN10025-2	
		A572GR50B		ASTM A572/A572M	
Cold Rolling Feeds	Super Carbon Structural Steel	SPHC/D	0.8-4.0× 1000-2000	JIS G3131	
		DD11/DD12		EN10111	
		SAE1006-SAE1020		ASTM A568/568M	
	Deep Drawn Steel	Technical agreement		Technical agreement	
Slitting Strip	Carbon Structural Steel	A36	0.8-4.0× 30-1600	ASTM A36/36M	Coil Weight≤25t Coil ID/ 508mm/ 610mm
		SS400		JIS G3131	
		S235JR		EN10025-2	
	Low Alloy High Strength Steel	S355JR		EN10025-2	

COLD ROLLED STEEL COIL / STRIP

Product Names	Specification	Grades	Executives Standers
Cold rolled low carbon steel strip	0.12-2.0 130-1540	DC01,DC03,DC04 SPCC,SPCD,SPCE	Q/TB303-2011,EN10130 Q/TB302-2011 JIS G3141-1996
Cold rolled low carbon steel strip for drawing	0.12-2.0 130-1540	DC04, SPCE	EN10130 JIS G3141











Product Names	Specification	Grades	Executives Standers
Quality cold or hot rolled steel strip for structure	0.2-4.0 1.5-8.0 130-360	20#-60# 40Mn 60Mn	GB/T3522 GB/T699
Cold or hot rolled low-alloy steel strip for structure	0.2-4.0 1.5-8.0 130-360	DC04, SPCE	EN10130 JIS G3141
Cold rolled low carbon steel s¬trip for household appliances	0.35-2.0 130-1540	20MnSi	YB/T5064
Cold or hot rolled alloy steel strip for structure	0.2-4.0 1.5-8.0 130-360	40Cr 40 MnB 45CrNiMoVA 50CrVA 45 Mn2	YB/T5058 GB/T3077
Cold or hot rolled spring steel	0.2-4.0 1.5-8.0 130-360	70Mn	YB/T5058 GB/T1222

PPGI/PPGL/GI/AZ

Standard	ASTM A653, JIS G3302,GB/T3830-2006
Grade	SPCC SGCC SGHC Q195 Q235 Q215 DX51D
Thickness	0.12-1.5mm
Width	600-1250mm(usual size:762mm,914mm,1000mm,1200mm, 1219mm,1220mm,1250mm,)
Base metal	Galvanized steel coils
Zinc coating	60-275gsm
Coil Internal Diameter	508 mm/610mm
Surface treatment	Bright and clean, smooth and flat
Life span	10-15 years, very strong corrosion resistance it wouldn't fade.
Tolerance	Thickness:+/-0.05 mm, width: +5/-2 mm;
Tensile Strength	Total quantity: +/-10%,Zinc coating: +/-10% >300mpa
Yield Strength	370-380mpa
Machine features	Suitable for molding and join-up shaping, welding processes
Coating thickness	Top:17-25um back:5-8um
Color options	RAL number or as per customer's request
Type	Steel coil/Steel sheets or plates/Corrugated steel sheets or plates











GALVANIZED ALUMINIUMED STEEL COIL/STRIP/PLATE

AZ coating :	30-275g/m2(as required)
Thickness:	0.12-1.5mm
Width:	750-1250mm
Coil id:	508mm
Coil weight:	3-5MT or more (as required)
Surface:	regular/mini/big spangle, chromated, unoiled, dry etc.Anti-finger
Tolerance:	Thickness tolerance: +/- 0.02mm; Width tolerance: +/-5mm; AZ tolerance:+/-10gsm.






GALVANIZED ALUMINIUMED STEEL COIL/STRIP/PLATE

Standard	AISI, ASTM, BS, DIN, GB, JIS,etc.
Nominal Thickness	0.12-5.00mm
Nominal Width	600~1500mm
Length	Any length based on coil weight or by required
Substrate Steel	Cold Rolled/Hot Rolled
Coating	Z30~Z275
Coil Inner Diameter	508/610mm
Surface coating	Zinc Coating
Spangle	Regular Spangle/Mini Spangle/Zero Spangle
Grade	DC51D+Z,DX51D+Z,SGCC, CS type A/B/C,St01Z
Application	Suitable for simply shaped products,e.g.corrugated plate,color coated plate





GALVANIZED /ALUZINC CORRUGATED STEEL SHEET

Grade	SGCC,DC51D,DX51D,DX52D,SGCD,SGHC,DX54D
Thickness	0.12-1.5mm
Width	600-1050mm
Zinc Coating	30~275g/m2
Spangle	zero / regular/small/big spangle
Standard	AISI,ASTM,DIN,JIS,GB,BS
Weight	3 MT or as client requirement
Package	Waterproof paper, galvanized steel covered and steel strip packed
Surface Treatment	Oil, passivation, chromium-free passivating, passivation+oil, chromium-free passivating+oil
Application	roof, walls, internal and external decorating materials, building etc

PPGI SHEET

Thickness:0.12-0.9mm
Width:720-1050mm
Color:RAL













JIS STANDARD EQUAL ANGLE

Standard Sectional Dimension (mm)	Weight(kg/m)	Standard Sectional Dimension (mm)	Weight(kg/m)
25 × 25 × 3	1.12	90 × 90 × 6	8.28
30 × 30 × 3	1.36	90 × 90 × 7	9.59
40 × 40 × 3	1.83	90 × 90 × 10	13.3
40 × 40 × 5	2.95	100 × 100 × 7	10.7
45 × 45 × 4	2.74	100 × 100 × 10	14.9
45 × 45 × 5	3.38	100 × 100 × 13	19.1
50 × 50 × 4	3.06	120 × 120 × 8	14.7
50 × 50 × 6	4.43	130 × 130 × 9	17.9
60 × 60 × 4	3.68	130 × 130 × 12	23.4
60 × 60 × 5	4.55	130 × 130 × 15	28.8
60 × 60 × 6	5.37	150 × 150 × 12	27.3
65 × 65 × 6	5.91	150 × 150 × 15	33.6
65 × 65 × 8	7.66	150 × 150 × 19	41.9
70 × 70 × 6	6.38	175 × 175 × 12	31.8
75 × 75 × 6	6.85	175 × 175 × 15	39.4
75 × 75 × 9	9.96	200 × 200 × 15	45.3
80 × 80 × 6	7.32	200 × 200 × 20	59.7
80 × 80 × 7	8.48	200 × 200 × 25	73.6







JIS STANDARD U CHANNEL

Standard Sectional Dimension (mm)	Weight(kg/m)	Flange thickness (mm)	Weight(kg/m)
50 × 25	3.00~5.00	6	2.37~3.46
75 × 40	3.8	7	5.3
75 × 40	4	7	5.6
75 × 40	4.5	7	5.85
75 × 40	5	7	6.92
100 × 50	3.8	6	7.3
100 × 50	4.2	6	8.03
100 × 50	4.5	7.5	8.97
100 × 50	5	7.5	9.36
125 × 65	5.2	6.8	11.66
125 × 65	5.3	6.8	12.17
125 × 65	5.5	8	12.91
125 × 65	6	8	13.4
150 × 75	5.5	7.3	14.66
150 × 75	5.7	10	16.71
150 × 75	6	10	17.9
150 × 75	6.5	10	18.6
200 × 80	7.5	11	24.6
200 × 90	8	13.5	30.3
250 × 90	9	13	34.6

UPN / EN STANDARD U CHANNEL

Standard Sectional Dimension (mm)	Weight(kg/m)	Standard Sectional Dimension (mm)	Weight(kg/m)
80 × 45	6	8	8.64
100 × 50	6	8.5	10.6
120 × 55	7	9	13.4
140 × 60	7	10	16
160 × 65	7.5	10.5	18.8
180 × 70	8	11	22
200 × 75	8.5	11.5	25.3



IPE / I BEAM

Designation	Specification Depth *flange width (mm)	Web thickness (mm)	Flange thickness (mm)	Weight(kg/m)
IPE80	80 × 46	3.8	5.2	6
IPE100	100×55	4.1	5.7	8.1
IPE120	120 × 64	4.4	6.3	10.4
IPE140	140 × 73	4.7	6.9	12.9
IPE160	160 × 82	5	7.4	15.8
IPE180	180 × 91	5.3	8	18.8
IPE200	200 × 100	5.6	8.5	22.4
IPE220	220 × 110	5.9	9.2	26.2
IPE240	240 ×120	6.2	9.8	30.1
IPE270	270 × 135	6.6	10.2	36.1







IPEAA / EN STANDARD I BEAM

Designation	Specification Depth *flange width (mm)	Web thickness (mm)	Flange thickness (mm)	Weight(kg/m)
IPEAA80	80 × 46	3.2	4.2	4.95
IPEAA100	100×55	3.6	4.5	6.72
IPEAA120	120 × 64	3.8	4.8	8.36
IPEAA140	140 × 73	3.8	5.2	10.05
IPEAA160	160 × 82	4	5.6	12.31
IPEAA180	180 × 91	4.3	6.2	14.94
IPEAA200	200 × 100	4.5	6.7	17.95

JIS STANDARD H BEAM

Specification Depth *flange width (mm)	Web thickness (mm)	Flange thickness (mm)	Weight(kg/m)
100 × 50	5	7	9.3
100 × 100	6	8	16.9
125 × 60	6	8	13.1
125 × 125	6.5	9	23.6
150 × 75	5	7	14
148 × 100	6	9	20.7
150 × 150	7	10	31.1
175 × 90	5	8	18
175 × 175	5	11	40.4
198 × 99	4.5	7	17.8
200 × 100	5.5	8	20.9
194 × 150	6	9	29.9
200 × 200	8	12	49.9
200 × 204	12	12	56.2
248 × 124	5	8	25.1
250 × 125	6	9	29
244 × 175	7	11	43.6
250 × 250	9	14	71.8
250 × 255	14	14	81.6
298 × 149	5.5	8	32
300 × 150	6.5	9	36.7
294 × 200	8	12	55.8
294 × 302	12	12	83.4
300 × 300	10	15	93
300 × 305	15	15	105
346 × 174	6	9	41.2

Specification Depth *flange width (mm)	Web thickness (mm)	Flange thickness (mm)	Weight (kg/m)
350 × 175	7	11	49.4
340 × 250	9	14	78.1
344 × 348	10	16	113
350 × 350	12	19	135
396 × 199	7	11	56.1
400 × 200	8	13	64.5
400 × 300	10	16	105
388 × 402	15	15	140
394 × 398	11	18	147
400 × 400	13	21	174
400 × 408	21	21	197
414 × 405	18	28	232
428 × 407	20	35	283
458 × 417	30	50	415
498 × 432	45	70	605
446 × 199	8	12	65.1
450 × 200	9	14	74.9
440 × 300	11	18	121

Specification Depth *flange width (mm)	Web thickness (mm)	Flange thickness (mm)	Weight (kg/m)
496 × 199	9	14	77.9
500 × 200	10	16	88.2
506 × 201	11	19	102
482 × 300	11	15	111
488 × 300	11	17	125
596 × 199	10	20	92.5
600 × 200	11	17	103
606 × 201	12	20	118
582 × 300	12	23	133
588 × 300	12	20	147
594 × 302	14	23	170
692 × 300	13	20	163
700 × 300	13	24	182
792 × 300	14	22	188
800 × 300	14	26	207
890 × 299	15	23	210
900 × 300	16	28	240
912 × 302	18	34	283









TUBES AND PIPES

Name Of Commodity	Size	Thickness	Length	Zinc Coating
Pre-Galvanized Square Pipe	10x10-500x500mm	0.3-2.0mm	3-12m	40-80g/m^2
Hot-Dipped Galvanized Rectangular Pipe	10x10-500x500mm	1.4-20mm	3-12m	100-275g/m^2
Black Square Pipe	10x10-500x500mm	0.3-20mm	3-12m	
Seamless Pipe	OD22-530mm	2.5-30mm	3-12m	

STANDARD:GB/T6728-2002, GB/T6725-2002, GB/T3094-2000, JG 178-2005, ASTM A500, JIS G3466,EN10210

GRADE:Q195-Q235,Q345,20#,ST 37-2,ST52-3,S235,S355 SS400 etc..

FLAT BAR

Size:16x3—100x20mm



ROUND BAR

Size:12—260mm





DEFORMED STEEL BAR

SIZE 6-40mm









WIRE ROD

Cold drawn steel wire drawing Weldable steel High quality carbon steel Bearing steel Spring steel Structural alloy steel Easily cut steel	Φ5.5-Φ26mm
High carton hard wire rod	Φ5.5-Φ16mm
Prestressed wire	Φ7-Φ16mm
Tire cord steel	Φ5.5mm



RAILROAD RAIL



T BEAM

OTHER PRODUCTS



STEEL KNIFE



STEEL SHEET PILE





ALUMINIUM PROFILE



STEEL NAIL



WIRE MESH



SPECIAL SHAPED STEEL



RAZOR BARBED WIRE



PVC MESH FABRIC



C BEAM



STEEL SHOVEL

Catalogue

ITEM	PPGI	PPGL	GALVANIZED	GALVALUME/ ALUZINC
PHOTO				
CERTIFICATE	ISO:9001 & ISO:14001环境认证体系			
STANDARD	EN10142 JIS G3302 GB/T-12754-2006	EN10142 JIS G3302 GB/T-12754-2006	ASTM A653 JIS G3302 SGCC/SGCH GB/T2518	ASTM A792 JIS G3321 JIS G3317
GRADE	CGCC CGCH CGCD1-CGCD3 CGC340-CGC570	CGLCC CGLCH CGLC1-CGLC3 CGC340-CGC570	SS GRADE33-80 SGCC SGCH SGCD1-SGCD3 SGC340-SGC570 DX51D	GRADE33-80 SGLCC SGLCD SGLC400-SGLC570 SZACC SZAC340R
WIDTH	1250MM OR UNDER			
THICKNESS	0.15MM-1.5MM		0.15MM-4.0MM	
TYPE	Steel coils/ sheets/plates/strip Corrugated steel sheets/plates			
TECHNIQUE	Cold rolled Galvanized	Cold rolled Galvalume/ Aluzinc	Cold rolled Galvanized	Cold rolled Galvalume/ Aluzinc
SURFACE TREATMENT	Mini/regular/big/zero spangle, Chromate treatment /chromate-free treatment / unoiled/oiled, Tension leveller skin pass anti-fingerprint/unanti-fingerprint, Coating color			
APPLICATION	Structural use, Roofing, Commercial use, Household appliance, Industry, Family			



METAL PRODUCT

METAL PRODUCTION









不锈钢丝网
Stainless Steel Wire Mesh

材 质：SUS302、304、304L、316、316L 等。

编织方式：金属丝编织密纹网中纬丝聚密排列，有平纹编织，斜纹编织，平纹密纹编织，斜纹密纹编织，反向密纹编织五种方法。

特 点：结构精密，网眼均匀，抗腐蚀性好，结实耐用。

用 途：由于不锈钢具有耐酸、耐碱、耐磨、耐温等性能，常用于酸、碱环境条件下筛分（筛网）和过滤（滤网），石油工业作泥浆网、化工化纤工业作筛滤网、电镀工业作酸洗网、工业及建筑业，筛选砂粒，过滤液体及气体、航天、石油、化工等行业。还可用于机械附件的安全防护等，而且它还可用来代替木条制作墙壁及天花板。

Material : SUS302, 304, 316, 316L,304L, etc.

Weaving method: dense sheath wire mesh in the weft of dense arrange, plain weave, twill weave, plain woven, Twill woven, reverse woven five ways.

Application: as a result of stainless steel with acid, alkaline, wear-resistant, heat-resistance properties, commonly used in acid, alkali environment screening mesh and filtration filter , for a slurry net petroleum industry, chemical fiber industry, electroplating industry for pickling net, industry and the construction industry, filter sand, filtering liquid and gas, aero-space, petrochemical, chemical and other industries. can also be used for mechanical attachment security, etc., but it can also be used to replace the wooden walls and ceilings made.


平织 Plain


斜织 Twill


平织密纹 Plain Dutch


斜织密纹 Twill Dutch


反向平织密纹 Reverse Plain Dutch

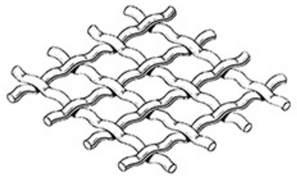
轧花 Crimped Weave













不锈钢方孔网 Square Mesh

Meshes per linear inch	Wire diameter		Width of opening		Open area
	Inches	mm	Inches	mm	percent
1X1	.157	4.0	.84	21.4	71.0
2X2	.118	2.5	.38	10.2	64.0
3X3	.079	2.0	.25	6.4	58.0
4X4	.063	1.6	.187	4.75	56.0
4X4	.047	1.19	.203	5.16	65.9
5X5	.055	1.4	.14	3.68	52.0
6X6	.047	1.2	.12	3.03	51.0
8X8	.043	1.1	.08	2.08	42.0
10X10	.039	1.0	.06	1.54	36.0
10X10	.020	.51	.080	2.03	64.0
12X12	.023	.584	.060	1.52	51.8
12X12	.020	.508	.063	1.60	57.2
14X14	.023	.584	.048	1.22	45.2
14X14	.020	.508	.051	1.30	51.0
16X16	.018	.457	.0445	1.13	50.7
18X18	.017	.432	.0386	.98	48.3
20X20	.020	.508	.0300	.76	36.0
20X20	.016	.406	.0340	.86	46.2
24X24	.014	.356	.0277	.70	44.2
30X30	.013	.330	.0203	.52	37.1
30X30	.012	.305	.0213	.54	40.8
30X30	.009	.229	.0243	.62	53.1
35X35	.011	.279	.0176	.45	37.9
40X40	.010	.254	.0150	.38	36.0

Meshes per linear inch	Wire diameter		Width of opening		Open area
	Inches	mm	Inches	mm	percent
50X50	.009	.229	.0110	.28	30.3
50X50	.008	.203	.0120	.31	36.0
60X60	.0075	.191	.0092	.23	30.5
60X60	.007	.178	.0097	.25	33.9
70X70	.0065	.165	.0078	.20	29.8
80X80	.0065	.165	.0060	.15	23.0
80X80	.0055	.140	.0070	.18	31.4
90X90	.005	.127	.0061	.16	30.1
100X100	.0045	.114	.0055	.14	30.3
100X100	.004	.102	.0060	.15	36.0
100X100	.0035	.089	.0065	.17	42.3
110X110	.0040	.1016	.0051	.1295	30.7
120X120	.0037	.0940	.0046	.1168	30.7
150X150	.0026	.0660	.0041	.1041	37.4
160X160	.0025	.0635	.0038	.0965	36.4
180X180	.0023	.0584	.0033	.0838	34.7
200X200	.0021	.0533	.0029	.0737	33.6
250X250	.0016	.0406	.0024	.0610	36.0
270X270	.0016	.0406	.0021	.0533	32.2
300X300	.0015	.0381	.0018	.0457	29.7
325X325	.0014	.0356	.0017	.0432	30.0
400X400	.0010	.0254	.0015	.0370	36.0
500X500	.0010	.0254	.0010	.0254	25.0
635X635	.0008	.0203	.0008	.0203	25.0

不锈钢反向密纹网 Reverse Dutch Weave Mesh

QK-Code	Mesh	Wire diameter (μm)		Micron Retention (μm)		Porosity theor (%)	Weight (kg/m^2)	Cloth Thickness (mm)
		Warp	Weft	Nominal	Absolute			
RPD 15	720x140–150	35	110	15	16–20	52	.65–.70	.15–.18
RPD 20	630x125–130	42	125	17	22–26	53	.75–.85	.20–.22
RPD 25	600x100–105	42	140	25	34–38	57	.75–.80	.22–.23
RPD 40	280x60–70	90	200	40	54–60	56	1.34–1.55	.38–.40
RPD 60	175x40–50	150	300	60	65–72	55	2.1–2.40	.57–.60
RPD 80	130x30–35	200	380	80	95–105	57	2.7–3.10	.77–.80
RPD 85	175x37	–	–	85	100–106	54	2.10	.57
RPD 90	170x40	–	–	90	106–118	54	2.10	.57
TRD 125	260x40	–	–	125	112–125	54	2.25	.62
RPD 400	84x14	–	–	–	450–530	62	3.50	1.15

不锈钢平织密纹 Plain Dutch Weave Mesh

Mesh count per inch	Wire diameter inches	Absolute filter rating microns	Nominal filter rating microns
8X85	014X.0126	318–340	250–255
12X64	.024X.0165	270–285	200–205
14X88	.020X.013	225–245	150–155
20X150	.0098X.007	155–165	100–105
24X100	.015X.010	115–125	80–85
30X150	.009X.007	95–100	65–70
40X200	.007X.0055	65–70	55–60
50X250	.0055X.0045	55–60	40–45
80X400	.0049X.0028	43–48	35–40

不锈钢斜织密纹 Twill Dutch Weave Mesh

Mesh count per inch	Wire diameter inches	Absolute filter rating microns	Nominal filter rating microns
20X250	.0098X.0079	110–120	98–105
30X360	.0098X.0060	90–100	80–84
40X560	.0070X.0040	70–75	47–52
80X700	.0040X.0030	35–40	24–26
200X600	.0024X.0018	28–32	19–21
165X800	.0028X.0020	24–26	14–16
165X1400	.0028X.0016	16–18	9–11
200X1400	.0028X.0016	12–14	5–6
250X1400	.0022X.0016	11–12	3–4
325X2300	.0015X.0010	8–9	2–3

不锈钢超薄网 “Tensil Bolt” Bolting Cloth

Meshes Per Linear Inch	Width of Opening		Diameter of Wire		Open Area per Cent	Weight 100 Sp.ft.
	Inches	mm	Inches	mm		
16x16	.0535	1.36	.009	.229	73.3	8.38
18x18	.0466	1.18	.009	.229	70.2	9.48
24x24	.0342	.869	.0075	.191	67.2	8.75
28x28	.0282	.716	.0075	.191	62.4	10.29
30x30	.0268	.681	.0065	.165	64.8	8.35
36x36	.0213	.541	.0065	.165	58.7	10.09
40x40	.0185	.470	.0065	.165	54.8	11.29
50x50	.0145	.368	.0055	.127	52.6	10.14
60x60	.0122	.310	.0045	.114	53.3	8.13
70x70	.0106	.269	.0037	.094	54.9	6.40
76x76	.0095	.241	.0037	.094	51.7	6.99
80x80	.0088	.224	.0037	.094	49.6	7.39
90x90	.0076	.193	.0035	.089	47.8	7.48
94x94	.0071	.180	.0035	.089	45.0	7.84
105x105	.0065	.165	.0030	.076	46.9	6.41
120x120	.0058	.147	.0025	.064	47.3	5.07
165x165	.0042	.107	.0019	.048	47.1	4.04
200x200	.0034	.0864	.0016	.0406	46.2	3.48
230x230	.0029	.0737	.0014	.0356	46.0	3.06
400x400	.0016	.0415	.0009	.022	35.1	2.90

铜网
Brass Wire Mesh / Copper Wire Mesh / Phosphor Wire Mesh

材　质：黄铜丝 H65 H80、紫铜、磷铜

编　织：平纹、斜纹

性　能：防腐蚀、防辐射、无磁、耐磨、延展性好

用　途：筛选各种颗粒、粉末、瓷土、玻璃、瓷器印花、过滤液体、气体等。

Low brass (80% copper and 20% zinc)is the common brass alloy used in wire cloth. Red brass (65% copper and 15% zinc)is also widely used. Both have good corrosion resistance. Brass material cold works better than copper. Corrosion resistance and formability are excellent of phosphor bronze, it is suitable for weaving. Mechanical properties fall in between copper and low brass. Besides, the brass mesh range is below 200 mesh, and phosphor wire mesh is below 400 mesh.

Materials: Brass wire, Red copper wire, Phosphor bronze wire

Weaving and characteristic: Plain weaving and twill weaving.

Uses: Used for filtration of granule, liquid, powder, porcelain clay, glass print etc.

目数 Mesh	丝径 Wire Diameter			孔径 mm Hole Dia
	BWG	mm	inch	
6mesh	22	0.711	0.028	3.522
8mesh	23	0.610	0.024	2.565
10mesh	25	0.508	0.020	2.032
12mesh	26	0.457	0.018	1.660
14mesh	27	0.417	0.016	1.397
16mesh	29	0.345	0.014	1.243
18mesh	30	0.315	0.012	1.096
20mesh	30	0.315	0.0124	0.955
22mesh	30	0.315	0.0124	0.840
24mesh	30	0.315	0.0124	0.743
26mesh	31	0.295	0.0116	0.682
28mesh	31	0.295	0.0116	0.612
30mesh	32	0.247	0.011	0.573
32mesh	33	0.254	0.010	0.540
34mesh	34	0.234	0.0092	0.513
36mesh	34	0.234	0.0092	0.472
38mesh	35	0.213	0.0084	0.455

目数 Mesh	丝径 Wire Diameter			孔径 mm Hole Dia
	BWG	mm	inch	
40mesh	36	0.193	0.0076	0.442
42mesh	36	0.193	0.0076	0.412
44mesh	37	0.173	0.0068	0.404
46mesh	37	0.173	0.0068	0.379
48mesh	37	0.173	0.0068	0.356
50mesh	37	0.173	0.0068	0.335
60mesh	37	0.173	0.0068	0.250
70mesh	39	0.132	0.0052	0.231
80mesh	40	0.122	0.0048	0.196
90mesh	41	0.112	0.0044	0.170
100mesh	42	0.012	0.004	0.152
120mesh	44	0.081	0.0032	0.131
140mesh	46	0.061	0.0024	0.120
150mesh	46	0.061	0.0024	0.108
160mesh	46	0.061	0.0024	0.098
180mesh	47	0.051	0.002	0.090
200mesh	47	0.051	0.002	0.076



铁丝网　Low Carbon Steel Wire Mesh

材　料：优质低碳钢丝。

编织及特点：平织或斜织而成；可冲压成各种过滤网片。

用　途：用于橡胶 、塑料、石油、化工、粮食等行业的过滤。

Material: High quality low carbon steel wire.

Weaving and characteristic: Plain weave or twill weave, it can be punched to various of wire mesh pieces for filtering.

Purpose: Used for filter in rubber, plastic,oil, chemical industry, grain trades etc.



人字型编织 Spigata Weave



平纹编织 Plain Weave



席型编织 Dutch Weave





丝网深加工 Further Processed Products

我公司生产的丝网深加工产品，选用优质的丝网和板材精制而成。主要有不锈钢和铁镀锌两大类，也可按用户要求生产铁镀锌或镀铬的丝网制品，丝网深加工产品造型美观，外表光亮美观、耐用，广泛应用于机械、食品、烧烤、化工、石油、医药、科技、橡胶等行业。产品大部分销往美、欧、日、韩等国家和地区，用户也可以根据用途定做专用产品。

Made of good quality wires and boards, our subtly processed wire netting products fall into nine specifications of two categories including stainless steel category and galvanized iron category. We also make wire netting products according to customers need. Our products are durable and of beautiful appearance, and they are widely used in various industries such as machinery, foodstuff, barbecue, chemicals, oil, medicine, science and technology, rubber, etc, Most of our products are exported to USA, Japan, Korea, European countries, and so on. Customers can also order special products according to your special uses of the wire nettings.







勾边平面板式筛网 Hook Strip Flat Screen

筛网各层网布的目数不同，准确合理的搭配使筛分效果更为细致。不同目数的筛网，衬板的开孔尺寸有所区别，在保证足够强度的前提下，力求获得更大的有效面积。

Hook strip flat screens are the series applied most widely at present. These products can be fit for all kinds of shale shakers that use the hookstrip flat screen. This screen panel is constructed with two or three stainless steel layers bonded to a steel support plank. We can supply hookstrip flat screens with mesh sizes ranging from 20 to 325.



筛网型号 Screen Model	目数范围 Pange of Mesh	尺寸（宽×长） Dimension (Width x Length)	适配振动筛品牌及型号 Brand & Model Of Shaker
QKP-1	20-325	903×1155mm	SWACO BEM-3
QKP-2	20-325	1212×1141mm	SWACO ALS-11
QKP-3（PWP）	20-325	695×1050mm	DERRICK FLC500 Series
QKP-4（PWP）	20-325	697×1053mm	DERRICK FLC2000
QKP-5	20-325	697×846mm	DERRICK FLC313M
QKP-6（PWP）	20-325	915×1150mm	BRANDT LCM-ZD
QKP-7（PWP）	20-325	720×1220mm	KEMTRON KTL48 Series
QKP-8（PWP）	20-250	700×1165mm	S250
QKP-9	20-250	1186×1280mm	ZX-60

钢框架筛网 Steel Frame Screen

各层筛网的目数不同，准确合理地搭配是筛分效果更为细致。
高强度钢框架和支撑架，以及适度张紧的筛网，形成一个可靠的整体，大大增强了筛网可承受的流量，强度和使用寿命。
楔形的快速张紧装置使筛网的安装更为便捷，节省了停机更换时间。
筛布被分为多个独立的小网面，可防止局部破损过度扩展。

Steel frame screens are mostly applied to the shale shakers with wedge fastening equipment. The screen frames adopt that high-strength square steel tube welded to multi-ribbed construction. They are sturdy and reliable. These screens are constructed with two or three stainless steel layers bonded to a steel support plank. We can supply steel frame screens with mesh sizes ranging from 20 to 325.

筛网型号 Screen Model	目数范围 Pange of Mesh	尺寸（宽×长） Dimension (Width x Length)	适配振动筛品牌及型号 Brand & Model Of Shaker
QKK-1	20-325	585×1165mm	SWACO MONGOOSE
QKK-2	20-325	635×1253mm	BRANDT KING COBRA
QKK-3	20-325	900×686mm	BRANDT VSM-300
QKK-4	20-325	720×1220mm	KEMTRON KTL48 Series
QKK-5	20-325	712×1180mm	SF300



波浪式筛网 Pyramid Screen

波浪型泥浆振动筛是由 2 层和三层 304 或 316 不锈钢网布经复合压弯成型后和带有开孔的金属托板粘合 加工定做而成。
网布与下层金属托板紧密粘接成波浪形，使得其筛分过滤面积较板式振动筛网大幅提高了 120% 到 150%，达到了更好的处理效果。

Pyramid screen panels are constructcted with two or three 304 or 316 stainless steel wire cloth layers ,after compounded and bended,with a steel backing plate combined together. The wire cloth and bottom steel backing palte combined tightly,increase the filtering area120%to150%more than hookstrip flat screen,get an better effective.

Features of Pyramid screen

Ⅰ. Different layers with different density. To arrange these layers reasonably and exactly, the screening effect will become more and better

Ⅱ.The waved cloth bonded to metal backing plate, has more surface . The effective area of a pyramid screen obtain 120%to 150% of a flat screen so that pyramid screen can load more drilling fluid flow.

筛网型号 Screen Model	目数范围 Pange of Mesh	尺寸（宽×长） Dimension （Width x Length）	适配振动筛品牌及型号 Brand & Model Of Shaker
QKB-1(PMD)	20-325	697×1053mm	Derrick FLC2000 PMD
QKB-2(PMD)	20-325	697×1053mm	DerrickFLC500 PMD
QKB-3(PMD)	20-325	700×1165mm	华油一机厂 PMD



平面软筛网（复合网） Hook Strip Soft Screen

通过勾边的方式安装在振动筛上，不带金属支撑衬板，有效面积大。
网的底层网布的丝径相对较粗既配合上层网布起到筛分的作用，又可以起到支撑的作用，延长了筛网的使用寿命。

Hook strip soft screens are used in the early shale shakers. The screen panel is stuck with two stainless steel layers together. These products have low prices and are used conveniently. We can supply the screens with mesh sizes ranging from 20 to 250.

Feature of hook strip soft screen

Ⅰ. Hook strip soft screen is mounted on suitable shaked by hook stripe. Because it has no metal backing plate, it has more effective surface。

Ⅱ.The wire of the bottom layer is much coarse . So the bottom layer can supply sieving action and at the same time, it can act as the support plate to ensure useful life.

筛网型号 Screen Model	目数范围 Pange of Mesh	尺寸（宽×长） Dimension （Width x Length）	适配振动筛品牌及型号 Brand & Model Of Shaker
QKF-1	20-250	600×1040mm	NCS-300*2
QKF-2	20-250	700×1165mm	S250
QKF-3	120-210	1400×460mm	ZCN
QKF-4	120-210	1000×1150mm	NS-115/2
QKF-5	20-80	927×914mm	JSS（U.S.A）
QKF-6	20-80	1219×1524mm	SSS(U.S.A)



各种丝 All Kinds of Wire

丝 类：不锈钢丝，镀锌铁丝，软质黑铁丝，PVC丝，建筑用截断丝。
用 途：用于织网、建筑行业及民用等。

Wires: Stainless steel wire,galvanized iron wire,black iron wire,PVC wire,the cutting wire used in construction.
Uses: used in weaving mesh,construction and resident,etc.



切断丝 Cutting Wire　　U型丝 U Tie Wire



不锈钢丝 Stainless Steel Wire



黑铁丝 Black Iron Wire



PVC包塑丝 PVC Coated Wire



合股绳 Twist Wire



镀锌丝 Galvanized Wire

常用线规号码与线径对照表
Common Wire Gauge and Diameters Table

	SWG		BWG		BG		AWG	
No.	INCH	MM	INCH	MM	INCH	MM	INCH	MM
5	0.212	5.385	0.220	5.588	0.2225	5.652	0.1819	4.621
6	0.192	4.877	0.203	5.156	0.1981	5.032	0.1620	4.115
7	0.176	4.470	0.180	4.572	0.1764	4.481	0.1443	3.665
8	0.160	4.046	0.165	4.191	0.1570	3.988	0.1285	3.264
9	0.144	3.658	0.148	3.759	0.1398	3.551	0.1144	2.906
10	0.128	3.251	0.134	3.404	0.1250	3.175	0.1019	2.588
11	0.116	2.946	0.120	3.048	0.1313	2.827	0.0907	2.305
12	0.104	2.642	0.109	2.769	0.0991	2.517	0.0808	2.053
13	0.092	2.337	0.095	2.413	0.0882	2.240	0.0720	1.828
14	0.080	2.032	0.083	2.108	0.0785	1.994	0.0648	1.628
15	0.072	1.829	0.072	1.829	0.0699	1.775	0.0571	1.450
16	0.064	1.626	0.065	1.651	0.0625	1.588	0.0508	1.291
17	0.056	1.422	0.058	1.473	0.0556	1.412	0.0453	1.150
18	0.048	1.219	0.049	1.245	0.0495	1.257	0.0403	1.024
19	0.040	1.016	0.042	1.067	0.0440	1.118	0.0359	0.912
20	0.036	0.914	0.035	0.839	0.0392	0.996	0.0320	0.812
21	0.032	0.813	0.032	0.813	0.0349	0.887	0.0285	0.723
22	0.0280	0.711	0.028	0.711	0.03125	0.794	0.02535	0.644
23	0.0240	0.610	0.025	0.635	0.02782	0.707	0.02010	0.573
24	0.0220	0.559	0.022	0.559	0.02476	0.629	0.01790	0.511
25	0.0200	0.508	0.020	0.508	0.02204	0.560	0.01594	0.455
26	0.0180	0.457	0.018	0.457	0.01961	0.498	0.01420	0.405
27	0.0164	0.417	0.016	0.406	0.1745	0.443	0.01420	0.361
28	0.0149	0.376	0.014	0.356	0.01562	0.397	0.01264	0.321
29	0.0136	0.345	0.013	0.330	0.01390	0.353	0.01126	0.286
30	0.0124	0.315	0.012	0.305	0.01230	0.312	0.01003	0.255
31	0.0116	0.295	0.010	0.254	0.01100	0.270	0.00893	0.227
32	0.0109	0.274	0.009	0.229	0.00980	0.249	0.00795	0.202
33	0.0100	0.254	0.008	0.203	0.00870	0.221	0.00708	0.180
34	0.0092	0.234	0.007	0.178	0.00770	0.196	0.00630	0.160
35	0.0084	0.213	0.005	0.127	0.00690	0.175	0.00561	0.143
36	0.0076	0.193	0.004	0.102	0.00610	0.155	0.00500	0.127



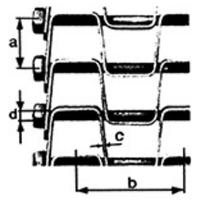

QK-CB-1

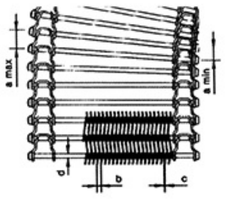

QK-CB-2

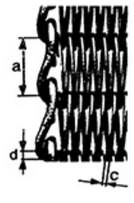

QK-CB-3

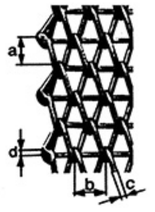

QK-CB-4

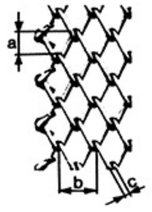

QK-CB-5

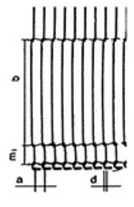

QK-CB-6

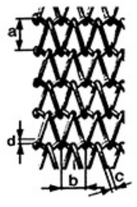

QK-CB-7

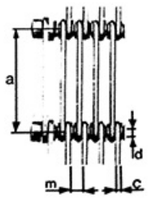

QK-CB-8



QK-CB-9

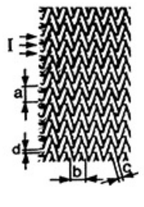

QK-CB-10

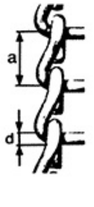

QK-CB-11

输送带网 Conveyor Belt

材　料：优质不锈钢丝、碳钢丝、电镀锌丝、铁铬铝丝、镍铬丝等。

主要技术参数：1、网带宽度：150~5500mm　2、网带速度：0.15~0.50m/min　3、使用温度：- 40℃~1300℃　4、边缘形式：弯边、镦头、焊接等形式。

产品可分为：螺式输送网带、“乙”字输送网带、“井”字输送带网、“人”字输送网带及合股输送网带。

性能特点：1、具有良好的耐腐蚀、耐磨损、耐高温等性能。2、在负温和高温下具有满意的抗冷缩、抗氧化、抗断裂性能。3、设计合理、结构紧凑、规格多、安装方便、运行可靠等优点。

用　途：用于冶金、采矿、石油、食品、造酒、饮料、制药、玻璃陶瓷、电子元件等诸多行业中输送机械及运输线上。

Materials: High Carbon Steel, Galvanized Iron, Stainless steel 304、316、316L etc.

The major technological parameter : 1. The width of belt: 150~5500mm　2. The velocity of belt: 0.15~0.50m/min

3. Used in temperature: －40℃~1300℃　4. Edge form: Curve, form of upsetting the head, welding etc.

Performance characteristic : 1、it has good characteristics of corrosion- resisting, wear-resisting and heat-resisting etc. 2、It has resisting cold to contract, be anti-oxidant, resist fracture performance satisfied under the negative temperature or high temperature.　3、It has reasonable design, compactness structure, many specification, operating conveniently. advantaging such as being reliable installation.











电焊网 Welded Wire Mesh

材 质：低碳钢丝、不锈钢丝

Material: Low carbon steel wire,stainless steel wire

编制特点（Weaving and characteristics）:

后热镀 Hot-dipped Galvanizing after Welding

先热镀 Welding with hot-dipped galvanized iron wire

后电镀 Electro galvanized after welding

先电镀 Welding with electro galvanized iron wire





规格 Specification List of Welded Wire Mesh		
网孔 Opening		丝径 Wire Diameter
In "inch"	In Metric Unit(mm)	
1/4" x 1/4"	6.4mmx6.4mm	BWG22-BWG24
3/8"x3/8"	10.6mmx10.6mm	BWG19-BWG22
1/2"x1/2"	12.7mmx12.7mm	BWG16-BWG23
5/8"x5/8"	16mmx16mm	BWG18-BWG21
3/4"x3/4"	19.1mmx19.1mm	BWG16-BWG21
1"x1/2"	25.4mmx12.7mm	BWG16-BWG21
1-1/2"x1-1/2"	38mmx38mm	BWG14-BWG19
1"x2"	25.4mmx50.8mm	BWG14-BWG16
2"x2"	50.8mmx50.8mm	BWG12-BWG16

Technical Note:
1,Standard Roll Length:30m, Width:0.5m --2.0m.
2,Package:In waterproof paper in rolls.
Custom Sizes and Package available at request.

PVC电焊网 PVC Coated Welded Mesh		
网孔 Opening		丝径 Wire Diameter
In "inch"	In Metric Unit(mm)	
1/2" x 1/2"	12.7mm x 12.7mm	BWG16--BWG21
3/4" x 3/4"	19mm x 19mm	BWG16--BWG21
1" x 1"	25.4mm x 25.4mm	BWG15--BWG20

Technical Note:
1,Standard Roll Length:30m, Width:0.5m --2.0m.
2,Package:In waterproof paper in rolls.
Custom Sizes and Package available at request.

电焊网片 Welded Mesh Panel

种　类：不锈钢网片、黑铁丝网片、镀锌铁丝网片、涂塑网片、带框网片。

用　途：广泛用于展览会、样品架等。普通网片用于建筑行业作舒乐舍板网和隔断网，是高层新型建筑的理想材料。

Welded Wire Mesh Panel is made of superior quality welded mesh, with flat even surface, firm structure, be used extensively in building, food, agriculture and so on.

Assortments available: Stainless Steel Welded Mesh Panels,Galvanized Welded Mesh Panels,PVC coated Welded Mesh Panels.

Uses: full of vitality and color of the mesh is widely used in exhibitions, such as sample holder. Ordinary mesh used in the construction industry to network and GJ board partition net, is the ideal material for high-rise new construction.









六角网 Hexagonal Wire Mesh

材 质：低碳钢丝、不锈钢丝、PVC 丝。
编 织：正捻、双向搓捻、先编后镀、先镀后编，又分热镀锌、电镀锌、PVC 涂塑等。
特 点：结构坚固，表面平坦，具有良好的防腐蚀、抗氧化等特点。
用 途：广泛用于工业及建筑业，筛选砂粒，过滤液体及气体。还用于饲养鸡、鸭、鹅、兔及动物园围栏，机械设备的防护，高速公路护栏，体育场所围网，马路绿化带防护网。该丝网在制作成箱子状的容器后，用乱石等填满网箱，可用于保护和支持海堤、山坡、路桥、水库及其他土木工程，是防洪和抗洪上好材料。

Wire materials: Galvanized iron or Stainless steel wire，PVC coated wire.
Application: Hexagonal wire netting with its good corrosion resistance and oxidation resistance, serves well as strengthening, protection and temperature keeping materials in the form of mesh container, stone cage, isolation wall, boiler cover or poultry fence in construction, chemical, breeding, garden and food processing industries.

Mesh 开孔		Wire Diameter		Weight 重量 kg/m²	Assortments availableMesh 可提供产品描述
Inch 英寸	mm毫米	SWG丝径	mm毫米		
1/2	12.7	22	0.71	0.52	Hot-dipped after weaving; Hot-dipped before weaving; Electro before weaving; PVC-coated Hex.wire mesh in normal twist; Hex.wire mesh in reverse twist. 先编后热镀 先热镀后编 先电镀后编 PVC六角网 按编织方式可分为正捻和正反捻
3/4	19.05	23	0.61	0.29	
3/4	19.05	24	0.56	0.23	
3/4	19.05	25	0.50	0.19	
1	25.4	18	1.2	0.86	
1	25.4	19	1.0	0.65	
1	25.4	20	0.9	0.50	
$1^1/_4$	31.75	21	0.81	0.34	
$1^1/_4$	31.75	22	0.71	0.25	
$1^1/_2$	38.1	17	1.4	0.79	
$1^1/_2$	38.1	18	1.2	0.62	
$1^1/_2$	38.1	19	1.0	0.43	
2	50.8	19	1.0	0.32	
2	50.8	20	0.9	0.25	
2	50.8	21	0.8	0.20	
2	50.8	22	0.71	0.15	



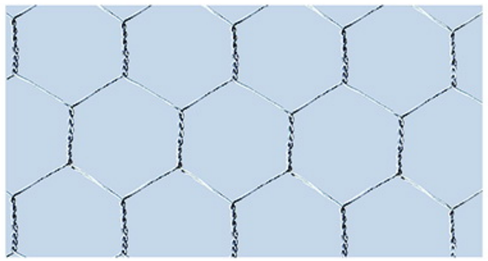





勾花网 Chain Link Fence

材质：优质低碳钢丝、不锈钢丝、铝合金丝。
编织及特点：钩编而成；编织简洁、美观实用。
用途：该产品用处广泛，饲养鸡、鸭、鹅、兔及动物园围栏。机械设备的防护，高速公路护栏，体育场所围网，马路绿化带防护网。该丝网在制作成箱子状的容器后，用乱石等填满网箱，可用于保护和支持海堤、山坡、路桥、水库及其他土木工程。是防洪上好材料。还可用于工艺品制造，机械设备的输送网。

Chain Link Fence is extensively used as fences for playground and gardens, super highway, railway, airport, port, residence, etc. It is also used for breeding of animals.

Detail specifications as listed below.

规格 Specification	1" 25mm	1.5" 40mm	2" 50mm	2.25" 55mm	2.4" 60mm	2.5" 65mm	3" 76mm	4" 100mm
18#—7#								
1.20mm—5.00mm								
1.0m—50m								
0.5m—5.0m								
特殊规格可根据用户需求加工订做								





钢板网 Expanded Metal Mesh

材 质：低碳钢薄板、铝板、不锈钢板、铝镁合金板、铜板、镍板。
用 途：广泛用于公路、铁路、民用建筑、水利等建设；各种机械、电器、窗户的防护及水产养殖等。

Expanded metal mesh can be made from a wide range of materials, chiefly mild expanded steel mesh, aluminum expanded metal mesh, stainless steel plate, expanded nickel and other metal , as steel reinforcement materials in petroleum, chemical industry and building decorations. Thickness available from 0.5mm to 8mm.
Uses: Fencing for road, railway, civil building, water conservancy's construction; protecting of all kinds of machines, electrical equipment, window and aquaculture.





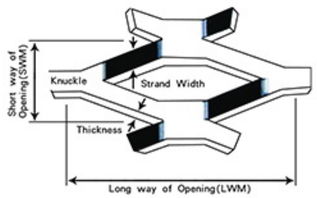



冲孔网 Perforated Metal Sheet

材 质：铁板、铝板、不锈钢、镀锌板、塑料板、PVC 板、铜板、木板等。
种类分为：数控冲孔、数控转塔冲孔、激光切割、水刀切割、卷到卷冲孔、卷到张冲孔、蚀刻穿孔。
用 途：冲孔网广泛应用于化工机械、制药设备、食品饮料机械、烟卷机械、收割机、干洗机、烫台、消音设备、制冷设备（中央空调）音箱、工艺品制作、造纸、液压配件、滤清设备等各行各业。

Material : Carbon Steel,Aluminum,Stainless Steel,Galvanized Steel,PP Sheet,PVC Sheet,Cooper,Wood board etc.
Categories: CNC perforating,CNC turret perforating,Laser cutting,Water jet cutting,Coil to coil perforating,Coil to pieces perforating,Etching etc.
Characteristics : Can be readily formed, Accuracy of size, Can be painted or polished, Superior abrasion resistance, Easy installation, Attractive appearance, Wide range of thickness available, Largest selection of hole size pattern and configurations, Uniform sound abatement, Light weight, Excellent wear life and durable.
Application : perforated metal mesh is widely used in chemical machinery, Pharmaceutical equipment, food and beverage machines, cigarette machines, harvesters, dry-cleaning machine, ironing table, silencing equipment, refrigeration equipment (central air conditioning) ,speakers, crafts, papermaking, hydraulic fittings, filtration equipment and other industries.

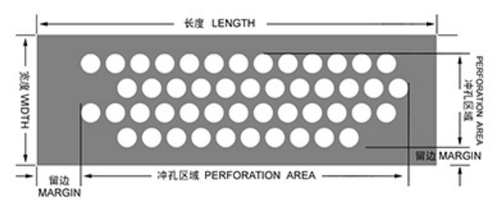

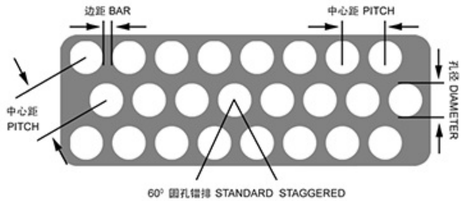

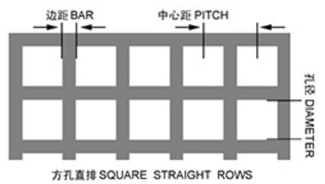

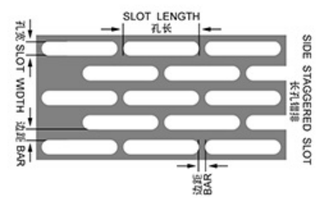

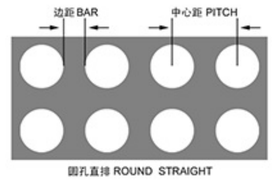





窗纱 Window Screen

窗纱广泛用于门窗，走廊上来防止小昆虫的打扰。规格包括：14x14 目，16x14 目，16x16 目，18x16 目，18x18 目，18x14 目，丝径通常为 BWG31 或 BWG32。我们可提供下列窗纱。

Window screening is widely used for windows and corridors to prevent insects from bugging you. The specifications include 14X14mesh, 16X14mesh, 16X16mesh, 18X16mesh, 18X18mesh, 18X14mesh, and the wire diameter fenerally is BWG31 or BWG32. The following wire screenings are available for supply.

品名 DESCRPTION	规格 SPECIFICATION			说明 APPLICATION
	目数 MESH	丝径 BWG WIRE GAUGE	尺寸 SIZE	
镀锌窗纱 GAL.IRON WINDOW SCREEN	10x10 14x14 16x16 18x18 18x14 22x22 24x24	BWG31 BWG32 BWG33 BWG34	3'x100' 4'x100' 1x25M 1.2x30M 1.5x25M	先编后电镀 白色或蓝白色 ELECTRIC GALV. AFTER WEAVING WHITE OR LIGHT-BLUE
铝窗纱 ALUMINUM WINDOW SCREEN	10x10 14x14 16x16 18x18 18x14 22x22 24x24	BWG31 BWG32 BWG33 BWG34	3'x100' 4'x100' 1x25M 1.2x30M 1.5x25M	材质为铝镁合金或纯铝 烤漆铝窗纱(环氧树脂漆) MATERIAL: AL-MG.A; OY OR ENAMELLED ALUMINIUM WINDOW SCREENING
不锈钢窗纱 STAINLESS STEEL SCREEN	10x10 14x14 16x16 18x18 18x14 22x22 24x24	BWG31 BWG32 BWG33 BWG34	3'x100' 4'x100' 1x25M 1.2x30M	材质分为304,316,316L MATERIAL: 304,316,316L
烤漆窗纱 ENAMELLED WINDOW SCREEN	10x10 14x14 16x16 18x18 18x14 22x22 24x24	BWG31 BWG32	3'x100' 4'x100' 1x25M 1.2x30M	蓝色、绿色或墨绿色 BLUE GREEN DARK GREEN
玻璃纤维窗纱 FIBERGLASS WINDOW SCREEN	10x10 14x14 16x16 18x18 18x14 22x22 24x24	BWG31 BWG32 BWG33 BWG34	3'x100' 4'x100' 1x25M 1.2x30M 1.5x25M	绿色或墨绿色 GREEN OR DARK GREEN
塑料窗纱 PLASTIC WINDOW SCREEN	10x10 14x14 16x16 18x18 18x14 22x22 24x24	BWG31 BWG32	3'x100' 4'x100' 1x25M 1.2x30M	12,14,16目为交织； 18,22,24目为平织。 白色，蓝色，绿色等。 MESH 12,14,16: INTER WEAVE. MESH 18,22,24: PLAIN WEAVE. WHITE, BLUE, GREEN, ETC.







方眼网 Square Wire Mesh

材　质：镀锌铁丝和不锈钢丝（304、316 和 316L）
编　织：平纹编织
特　点：结构精密，网眼均匀，具有抗腐蚀性好和结实耐用等特点。
用　途：广泛用于工业及建筑业，筛选砂粒，过滤液体及气体。还可用于机械附件的安全防护等。

Square wire mesh is manufactured in galvanized iron wire and stainless wire. That is mostly used as window screen, industrial sieves in sugar, chemical, stone crusher industries, also in sieving grain.

Processing: Hot dipped galvanized before or after weaving, Electro galvanized before or after weaving.



Mesh 目数	Wire Dia.(mm) 丝 径	Opening(mm) 开孔
3	1.60	6.87
4	1.20	5.15
5	0.95	4.13
6	0.80	3.43
8	0.70	2.34
10	0.60	1.94
12	0.55	1.56
14	0.41	1.40
16	0.35	1.24
18	0.30	1.11
20	0.27	1.00
22	0.25	0.90
24	0.23	0.83
26	0.20	0.78
28	0.18	0.73
30	0.15	0.70
35	0.14	0.59
40	0.14	0.50
50	0.12	0.39
60	0.12	0.30

石笼网 Gabion Box

石笼网由抗腐蚀、高强度、具有延展性的低碳钢丝或者包覆 PVC 的以上钢丝使用机械编织而成，使用该网制作而成的箱型结构就是石笼。根据 ASTM 和 EN 标准，所使用的低碳钢丝直径根据工程设计要求而不同。一般介于 2.0-4.0mm 之间，钢丝的抗拉强度不少于 380Mpa，金属镀层重量一般高于 245g/m^2，石笼网片的边缘线直径一般要大于网线直径。其双线绞合部分的长度不得小于 50mm, 以保证绞合部分钢丝的金属镀层和 PVC 镀层不受破坏。

用　途：(1)控制和引导河流及洪水　(2)泄洪坝和导流坝　(3)岩崩防护　(4)防止水土流失　(5)大桥保护
(6)固土结构　(7)海滨防御工程　(8)港口工程　(9)挡土墙　(10)道路防护

Gabion Box are wire containers made of hexagonal wire netting. Wire diameter varies with the hexagonal nettings. For hexagonal wire netting without pvc coating, the wire diameter ranges from 2.0mm to 4.0mm. For those PVC coated hexagonal wire netting, the outside diameter ranges from 3.0mm to 4.5mm. The wire of the outside frame edge is one wire gauge thicker than the wire used for hexagonal wire netting.

Gabion boxes applications:
Control and guide of water or flood ,Spillway dam or diversion dam ,Preventing of rockfall ,Preventing soil erosion,Bridge protection,Strengthening structure of soil ,Protection engineering of seaside area.











轧花网 Crimped Wire Mesh

材　质：铁丝、黑钢丝、白钢丝、铅丝、不锈钢丝、铜丝等各种有色金属丝
编　织：先轧后编、双向隔波弯曲、紧锁弯曲、平顶弯曲、双向弯曲、单向隔波弯曲
特　点：结构美观、坚固耐用
用　途：多用于矿山、煤厂、建筑装饰、石油化工、建筑机械等。

Materials: Iron wire ,black steel wire, steel wire, lead wire ,stainless steel wire ,copper wire,etc.
Weaving: first mill, two-way alternate wave bent, lock, flattened bend, bi-directional bending, one-way intermediate wave bending
Features: beautiful, durable structures
Application: used in mining, coal, building decoration, petrochemicals, construction machinery, etc.











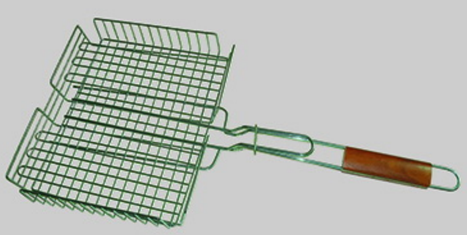

模板网 Rib Lath

广泛用作石膏支持在天花板、墙和框架间隔墙。肋板条也适合装修损坏和年龄砌体墙，不仅仅由于衰变或软化的墙上面。
较强的肋骨，它已经广泛应用于混凝土结构的项目。它有更好的应力强度和自由形状，主要用作混凝土永久免费模板拆除的土木工程。
主要原材料符合美国标准的 ASTM C847 热镀锌板 产品执行检验标准：QB/2959-2008

Rib Lath is Widely used as a plaster backing on ceilings, walls and stud partitions. It is also ideal material for refurbishing damaged and aged masonry walls when a key for rendering is not certain due to disintegration or softening of the wall face. With stronger ribs, it has widely applied to concrete structure projects. It has better stress strength and free shape, mostly used as concrete permanent dismantle free template for civil engineering.
Main raw material is hot-dipped galvanized steel sheet which meets ASTM C847. Production producing and inspecting standard: QB/2959-2008.

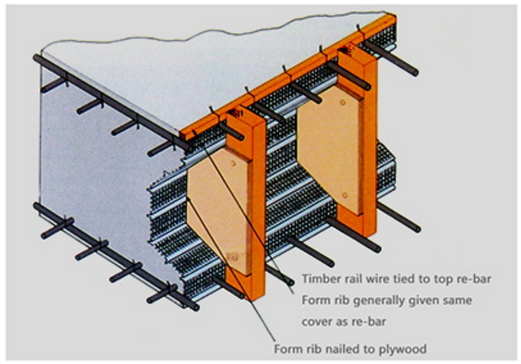





墙角网 Corner Bead

护角网以镀锌钢或不锈钢扩张拉伸两翼而成。护角网的扩张两翼可以与灰泥牢固结合，用于在建筑物中形成光滑，平直，简洁的角部，同时保护角部防止碎裂，撞击，损坏，常备长度 2.4m-3m，也可依客户要求制做。

Corner bead is made of galvanized steel or stainless steel and stretch the two wings.Corner bead's two wings can be combined to the concrete firmly used in buildings to form a smooth,straight and simple corner.It can protect the corner from fragementation,impact and damage.Standard length is 2.4m to 3m,but also can produce according to the customer's requirement.















护栏网 Wire Mesh Fence

材　　料：低碳钢丝、镀锌丝。

编织特点：编织焊接而成。

用　　途：用于住宅小区，花园、公园、学校、公共建筑、运动场馆、车间隔离、港口、机场、军事基地、仓库、监狱、高速公路、铁路、饲养、畜牧等领域。

产品特点：具有耐腐蚀，美观，并有效起到防护等特点。

防腐形式：电镀、热镀、喷塑、浸塑。

Material: low carbon steel wire, galvanized wire.

Process: weaving and welding; Fence length 2m, 2.5m as standard

Use: Prevention for Residential district , garden, park, school, public buildings, sports venues, Workshop isolation, ports, airports, military bases, warehouses, prisons, highways, railways, breeding, animal husbandry and other fields.

Surface treatment: Electro galvanized, hot-dipped galvanized, powder coating, PVC coating.

颜色 Color							
颜色名称 Color Name	白色 White	灰色 Gray	黑色 Black	绿色 Green	蓝色 Blue	黄色 Yellow	红色 Red
色卡号 Color Card	RAL 9016	RAL 7031	RAL 9005	RAL 6005	RAL 5017	RAL 1017	RAL 3020



欧式护栏 Euro Fence

三角折弯护栏 Triangle Fence Mesh





临时护栏 Temporary Fence





加拿大护栏 Canada Temporary Fence





勾花网护栏 Chain Link Fence





普通刺绳 Barbed Wire

刺绳由全自动化的刺绳机拧编而成。种类分为单丝拧编和双丝拧编。

原材料：优质的低碳钢丝（电镀锌，热镀锌，涂塑），PVC 丝拧编而成；有蓝、绿、黄等颜色，PVC 刺绳芯线可以是镀锌丝和黑丝。

特 点：防腐、防老化、抗晒、耐用等特点。

用 途：用于草场边界、铁路、高速公路、国防、机场、围栏（草原、果园）等的隔离防护，美观又实用，有多种架设方式可供选择，施工迅速，既省经费，又可有效达到隔离防护的效果。

Barbed wire is twisted and weaved by automatic barbed wire machine.

Product variety: single twist barbed wire and double twist barbed wire.

Wire Materials: High quality low carbon steel wire(Electro-galvanized, Hot dip galvanized, PVC coated), and PVC wire in blue, green, yellow and other colors.The core wire of PVC wire can be galvanized wire or balck wire.

Characteristics: Corrosion resistance, ageing resistance, solarization resistance, durable, etc.

Application: Barbed wire is mainly used in protecting of grass boundary, railway, highway, national defense,airport,orchard,etc. Excellent protective performance, beautiful appearance, various patterns.





类型 Type	丝径 Wire Gauge (SWG)	刺距(cm) Barb Distance	刺长(cm) Barb Legnth
电镀锌，热镀锌 Electro Galvanized Barbed Wire, Hot-dipped Galvanized Barbed Wire	10# x 12#	7.5-15	1.5-3
	12# x 12#		
	12# x 14#		
	14# x 14#		
	14# x 16#		
	16# x 16#		
	16# x18#		
PVC 或PE包塑 PVC coated Barbed Wire, PE Barbed Wire	包塑前 before coating	7.5-15	1.5-3
	1.0mm-3.5mm		
	BWG11#-20#		
	SWG11#-20#		
PVC/PE coating thickness : 0.4mm-0.6mm,different colors or length are available at customers' request.			

刀片刺绳 Razor Wire

刀片刺绳也称为刀片刺丝、刀片刺网、是一种新型防护网。

特 点：该产品具有隔离防护效果好、美观、施工便利，经济实用等优异特点。

应 用：主要用于园林公寓、机关单位、监狱、哨所、边防等的圈禁防护。

工艺：刀片刺网由热镀锌钢板或不锈钢薄板冲压出尖锐的刀片状，高张力镀锌钢丝或者不锈钢丝做芯线组合而成的阻绝器材。由于刺网造形独特不易触摸,因而能达到极好的防护隔离效果。产品的主要材质有镀锌板和不锈钢板。

分 类：刀片刺绳按照安装方法不同可分为：(蛇腹式) 螺旋式刀片刺绳、直线型刀片刺绳、平板式刀片刺绳、刀片刺绳焊接网等。

Razor barbed wire is also named concertina coils or razor type barbed wire.It is a new type of guard fence .

Characteristics: With beautiful and sharp blades and strong core wire, razor wire has the features of good deterrent effects, nice appearance, easy installation, economical and practical and other properties.

Application: Razor barbed wire is widely used in apartment house, organization units, prisons, frontier defense, military fields and other sites requiring severe fencing and security.

Classification: Razor wire can be classified into concertina coils, straight type razor wire, crossed type and flat type according to the installation models.





Reference Number	Blade Style	Thickness	Wire Dia	Barb Length	Barb Width	Barb spacing
BTO-10		0.5±0.05	2.5±0.1	10±1	13±1	26±1
BTO-15	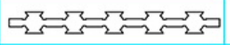	0.5±0.05	2.5±0.1	15±1	15±1	33±1
BTO-22	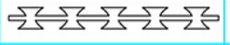	0.5±0.05	2.5±0.1	22±1	15±1	34±1
BTO-28		0.5±0.05	2.5	28	15	45±1
BTO-30		0.5±0.05	2.5	30	18	40±1
CBT-60		0.6±0.05	2.5±0.1	60±2	32±1	100±2
CBT-65	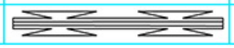	0.6±0.05	2.5±0.1	65±2	32±1	100±2











镀锌带钢生产车间



镀锌带钢生产设备检修

镀锌带钢可定制生产的范围

宽厚30MM-950MM　厚度0.8MM-6.0MM



镀锌带钢生产中



镀锌带钢生产车间

100% ENTITY FACTORY 100% 实体工厂





PRODUCT USAGE 产品用途

我公司主要客户加工的产品：



Z型钢



C型钢



导轨



桥架



门板



HIGH FREQUENCY WELDEDPIPE PRODUCT
高频焊管产品

可定制生产的范围

圆 管	方 管	圆管、方管
直径42mm-160mm	宽度20mm-300mm	厚度0.8mm-6.0mm





盘扣式脚手架

BUTTON SCAFFOLD

立杆



专利的圆盘式节点设计

采用Q345B低碳合金结构钢（Φ60×3.2）

立杆极限荷载可达20吨

全自动的专业焊接工艺

热镀锌浸镀工艺

型号	产品名称	长度（mm）
LG-3000	3.0米立杆	3000
LG-2000	2.0米立杆	2000
LG-1500	1.5米立杆	1500
LG-1000	1.0米立杆	1000
LG-500	0.5米立杆	500
LG-200	0.2米立杆	200

横杆



专利的自锁式插锁设计

国际标准的铸钢连接件

全自动的专业焊接工艺

热镀锌浸镀工艺

型号	产品名称	长度（mm）
SG-600	水平杆	600
SG-900	0.9m水平杆	900
SG-1200	1.2m水平杆	1200
SG-1500	1.5m水平杆	1500
SG-1800	1.8m水平杆	1800
SG-2400	2.4m水平杆	2400
SG-3000	3.0m水平杆	3000

竖向斜杆



标准化斜杆，为设计搭建稳定的系统结构提供必要构件

专业的自锁式插锁设计

国际标准的铸钢连接件

热镀锌浸浸镀工艺

型 号	产品名称
XG-600×1500	600×1500竖向斜杆
XG-900×1500	900×1500竖向斜杆
XG-1200×1500	1200×1500竖向斜杆
XG-1500×1500	1500×1500竖向斜杆
XG-1800×1500	1800×1500竖向斜杆
XG-2400×1500	2400×1500竖向斜杆
XG-3000×1500	3000×1500竖向斜杆

水平斜杆



专利的自锁式插锁设计

国际标准的铸钢连接件

全自动的专业焊接工艺

热镀锌浸镀工艺

型 号	产品名称
SXG-600×600	600×600水平斜杆
SXG-600×900	600×900水平斜杆
SXG-900×900	900×900水平斜杆
SXG-900×1200	900×1200水平斜杆
SXG-1200×1200	1200×1200水平斜杆
SXG-1200×1500	1200×1500水平斜杆
SXG-1500×1500	1500×1500水平斜杆

轮扣式脚手架

WHEEL BUCKLE TYPE SCAFFOLD

产品优势特点

轮扣（直插）式脚手架是一种具有自锁功能的直插式新型钢管脚手架，参照住房和城乡建设部颁发的JG231-2010标准生产，主要构件为立杆和横杆，盘口节点结构合理，立杆轴向传力，使脚手架整体在三维空间结构强度高、整体稳定性好，并具有可靠的自锁功能，能有效提高脚手架的整体稳定强度和安全度，能更好的满足施工安全的需要。具有接拆迅速、省力，结构简单，稳定可靠，通用性强，承载力大，安全高效，不易丢失，不易损坏，便于管理，易于运输等特点。

轮扣式脚手架在脚手架发展史上实现了三个第一：即“第一个”实现了钢管脚手架在结构上无任何专门的锁紧零件；“第一个”实现了在钢管脚手架上无任何活动零件；“第一个”实现了我国对整体新型钢管脚手架的自主知识产权。该产品已经被普遍适用于路桥，市政工程中，在房建工程中正被广泛运用。

产品使用特点

轮扣式脚手架是新型的一种便捷式支撑脚手架，它有点类似碗扣架又优于碗扣架。

1、具有可靠的双向自锁能力；

2、无任何活动零件；

3、运输、储存、搭设、拆除方便快捷；

4、受力性能合理；

5、可以自由调节；

6、产品标准化包装；

7、组装合理，它的安全性、稳定性好于碗口式、优于门式脚手架。

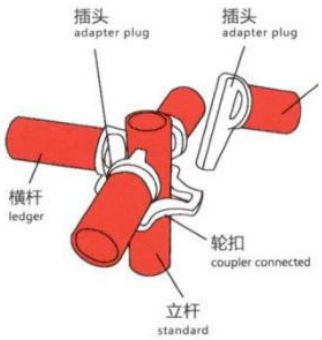





碗扣式脚手架

BOWL SCAFFOLD

产品优势特点

碗扣式脚手架主构件均采用普通的扣件式钢管脚手架之钢管，可用扣件同普通钢管连接，通用性强。碗扣式脚手架常用杆件中最长为3130mm，重17.07kg。整架拼拆速度比常规快3～5倍，拼拆快速省力，工人用一把铁锤即可完成全部作业，避免了螺栓操作带来的诸多不便。

碗扣脚手架能根据具体施工要求，组成不同组架尺寸、形状和承载能力的单、双排脚手架，支撑架，支撑柱，物料提升架，爬升脚手架，悬挑架等多种功能的施工装备。也可用于搭设施工棚、料棚、灯塔等构筑物。特别适合于搭设曲面脚手架和重载支撑架。

碗扣脚手架接头设计时，考虑到上碗扣螺旋摩擦力和自重力作用，使接头具有可靠的自锁能力。作用于横杆上的荷载通过下碗扣传递给立杆，下碗扣具有很强的抗剪能力(最大为199kN)。上碗扣即使没被压紧，横杆接头也不致脱出而造成事故。同时配备有安全网支架，间横杆，脚手板，挡脚板，架梯。挑梁. 连墙撑等杆配件，使用安全可靠。

产品使用特点

1、多功能：能根据具体施工要求，组成不同组架尺寸、形状和承载能力的单、双排脚手架，支撑架，支撑柱，物料提升架，爬升脚手架，悬挑架等多种功能的施工装备。

2、不易丢失：该脚手架无零散易丢失扣件，把构件丢失减少到最小程度。

3、功效：常用杆件中最长为3130MM，重17.07KG。整架拼拆速度比常规快3～5倍，拼拆快速省力，工人用一把铁锤即可完成全部作业，避免了螺栓操作带来的诸多不便。

4、修少：该脚手架构件消除了螺栓连接，构件经碰耐磕，一般锈蚀不影响拼拆作业，不需特殊养护、维修。

5、通用性强：主构件均采用普通的扣件式钢管脚手架之钢管，可用扣件同普通钢管连接，通用性强。

6、管理：构件系列标准化，构件外表涂以橘黄色。美观大方，构件堆放整齐，便于现场材料管理，满足文明施工要求。

7、承载力大：立杆连接是同轴心承插，横杆同立杆靠碗扣连接，接头具有可靠的抗弯、抗剪、抗扭力学性能。

8、运输：该脚手架最长构件3130MTM，最重构件40.53KG，便于搬运和运输。

9、安全：接头设计时，考虑到上碗扣螺旋摩擦力和自重力作用，使接头具有可靠的自锁能力。





脚手架主要配件




48圆盘
60圆盘


插板


连接棒
48外界套管
插头


可调顶托
旋转可调底座
可调底座
可调丝杆
早拆托架
空心底座/顶托
顶托叉子/支撑头


槽板
底板
顶托
底座
顶托

其他热销产品

OTHER HOT SELLING PRODUCT

河北胜华钢管有限公司主要产品为热镀锌扁钢、角钢、圆钢、槽钢、直条等，并对外承揽定制、加工业务。

公司本着“质量第一、用户至上”的原则，与社会各界进行广泛的交流与合作，在社会各界朋友的支持下，公司日益壮大，取得了一定的经济效益和社会效益。

展望未来，我公司充满信心和希望，决心以优质的产品、良好的服务与国内外用户真诚合作，共创美好未来。



黑扁钢



镀锌扁钢



镀锌圆钢



镀锌槽钢



镀锌角钢





镀锌方钢

ERW STEEL PIPE EQUIPMENT
معدات الإنتاج لأنابيب مستقيم الملحومة





1	
2	3
4	5

1.W-Flexible Forming	تشكيل W-FF
2.Seam Heat Treatment	معالجة الحرارة لحام
3.Solid State Induction Welding	لحام الحث الصلبة
4.Seam/Body UT	تفتيش حالة لحام الأنابيب
5.Hydrostatic Test	اختبار الضغط الهيدروستاتيكى









ERW STEEL PIPE PRODUCING PROCESS

عملية الإنتاج لأنابيب مستقيم الملحومة

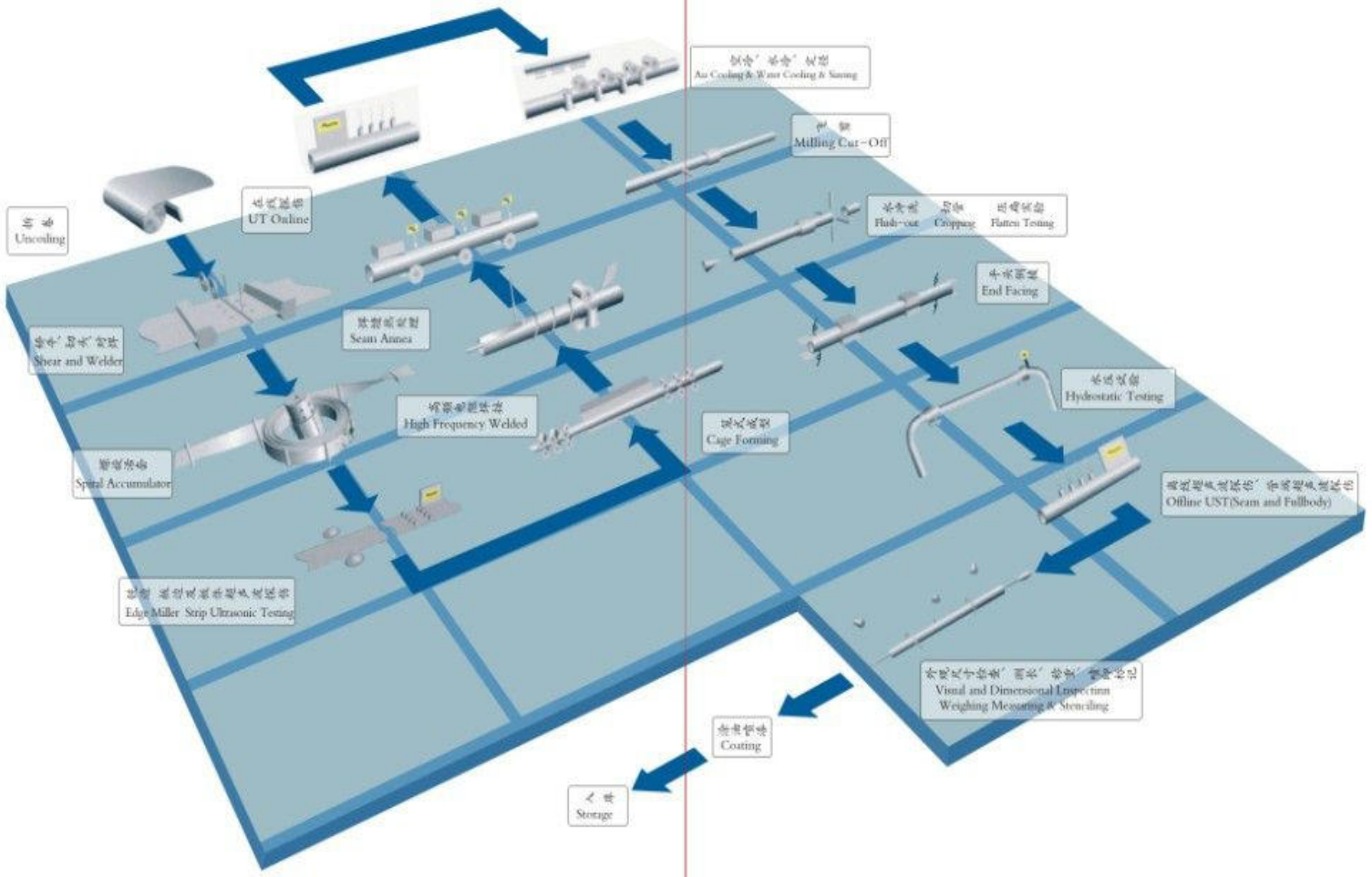

SSAW STEEL PIPE EQUIPMENT
معدات الإنتاج للأنابيب الحلزونية



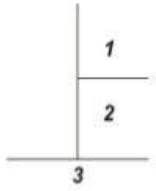



1.UT Testing الإختبار غير التدميري
2.Hydrostatic Test اختبار الضغط الهيدروستاتيكي
3.Manufacturing Machine الات الإنتاج





SSAW STEEL PIPE PRODUCING PROCESS

عملية الإنتاج للأنابيب الحلزونية

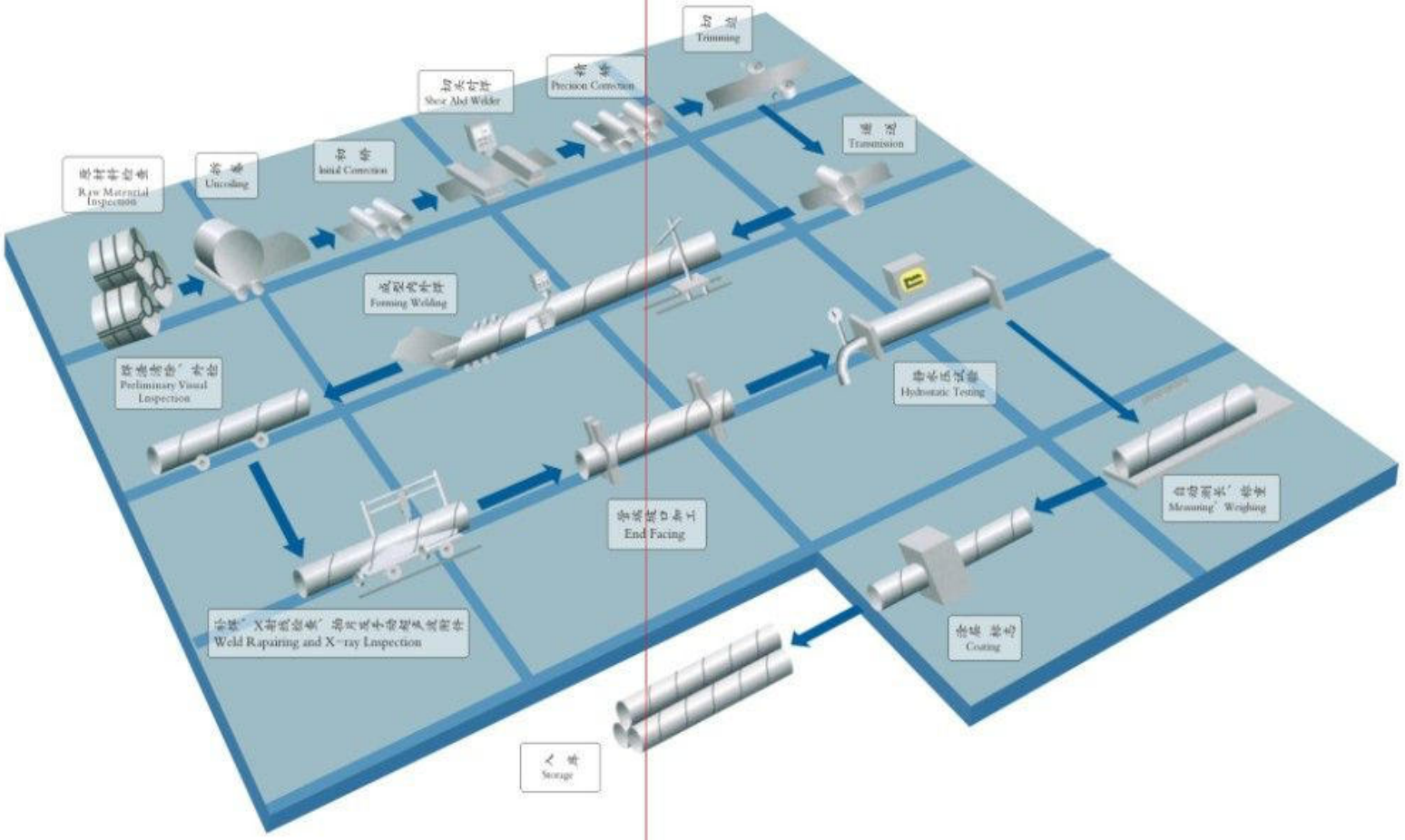

SEAMLESS STEEL PIPE EQUIPMENT
معدات الإنتاج لأنابيب الفولاذية غير الملحومة











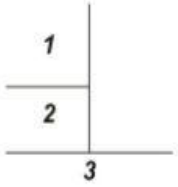

1.Heat Treatment Furnace فرن المعالجة الحرارية
2.Quenching Pool بركة التبريد
3.720*50mm Seamless Pipe 720*50mm أنابيب الصلب غير الملحومة



SEAMLESS STEEL PIPE PRODUCING PROCESS
عملية الإنتاج لأنابيب الفولاذية غير الملحومة

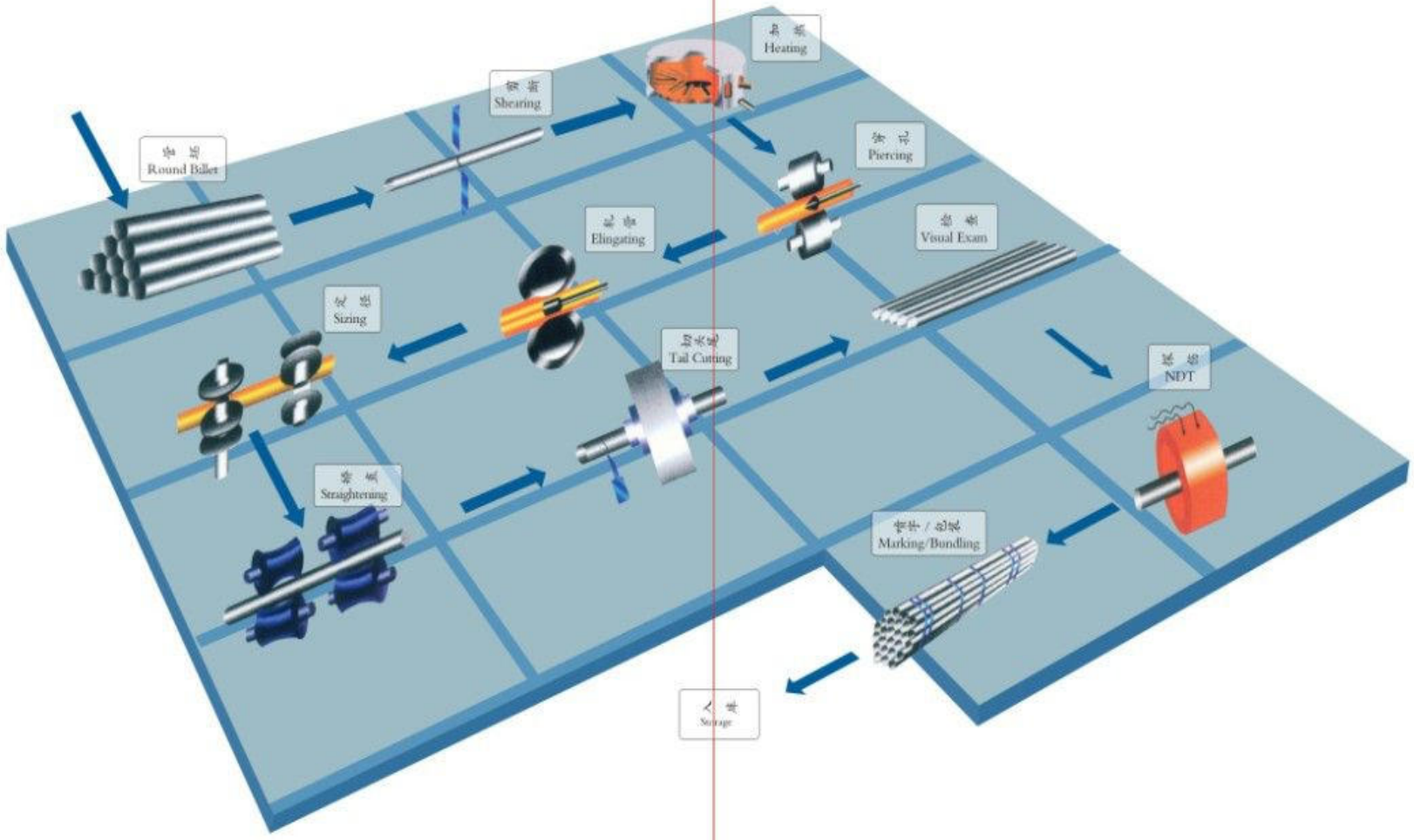

OIL CASING PIPE EQUIPMENT
معدات الإنتاج لأنابيب التغليف المتخصصة للبترول



1.Premium Thread ختم الغاز مشبك
2.Oil Casing Pipe Production Line خط إنتاج غلاف النفط
3.Thread Machine تجهيز الخيوط







OIL CASING PIPE PRODUCING PROCESS
عملية الإنتاج لأنابيب التغليف المتخصصة للبترول

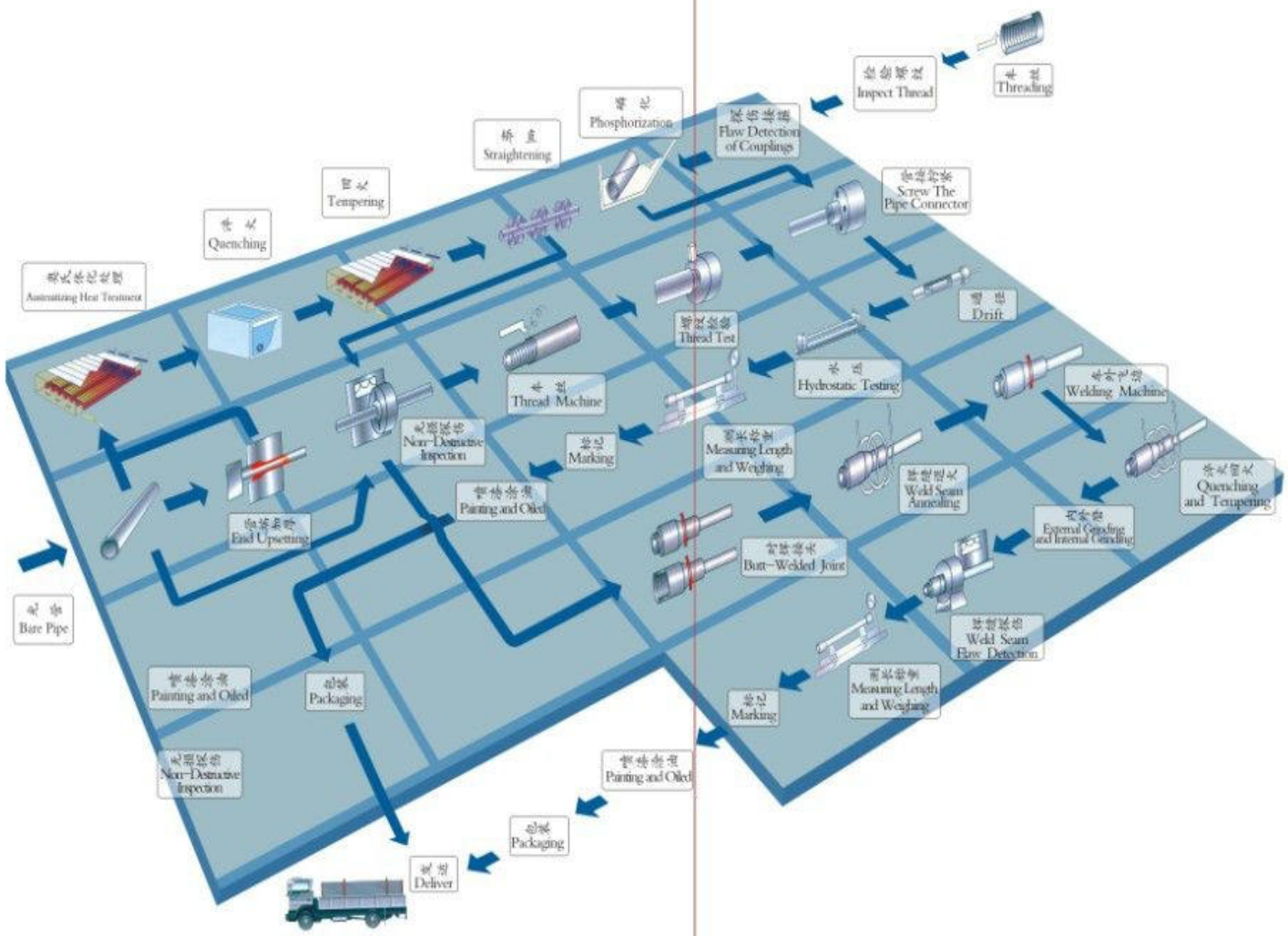

ANTI-CORROSIVE COATING PROCESS
عملية إنتاج طلاء مضادة للتآكل

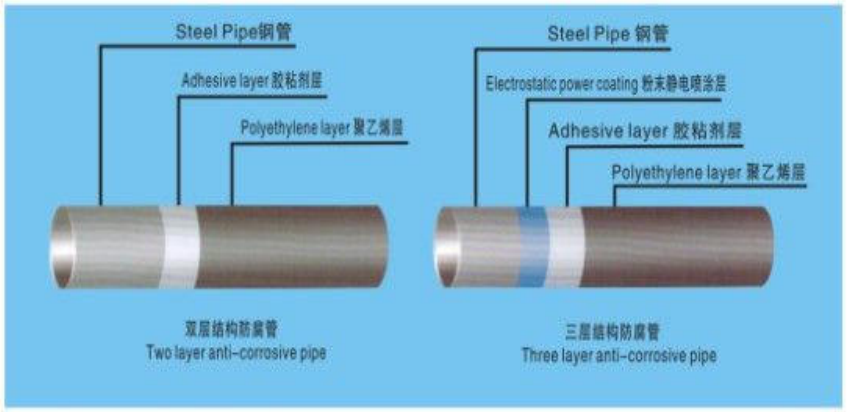



PIPE FITTING
أنابيب



Tee
نقطة الإنطلاق



Reducer
حجم الرأس



Cap
غطاء الأنابيب



Flange
شفة



Elbow
الكوع



Bend Pipe
بندر الأنابيب

TESTING EQUIPMENT
معدات اختبار



The DIL 402C Hot-Expansion Indicator
آلة اختبار ارتفاع درجة الحرارة المستمر



The JBGDS-300 High-Low Temperature Impact Tester
آلة اختبار التصادم



The RD2-3 Elevated Temperature
Permanent Creeping Tester
آلة اختبار ارتفاع درجة الحرارة المستمر



The Computerized Material Tester(CMT5205)
آلة اختبار المواد المحوسبة



The Electronic Scanning Microscope(JSM-6390LV)
+The X-Ray Energy Spectrometer(OXFORD)
مطياف الطاقة المتشتتة أشعة سينية

MAIN SPECIFICATIONS
المواصفات الرئيسية

DIMENSION,WEIGHT OF CASING PIPE 套管尺寸、单位重量 API SPEC 5CT وزن و ابعاد الانابيب البترول

Labeis 代号		O.D.MM 外径 قطر خارج	W.T.MM 壁厚 سمك الجدار	Weight kg/m 单重 وزن الوحدة	Nominal Linear Mass T&C 单位长度名义重量（带螺纹和接箍） kg/m	Steel Grade 钢级		
1	2					H40	J55 K55	N80-1
4 1/2	9.5	114.30	5.21	14.02	14.14	●	●	
	10.5		5.69	15.24	15.63		●	
	11.6		6.35	16.91	17.26		●	●
5	11.5	127.00	5.59	16.74	17.11		●	
	13		6.43	19.12	19.35		●	
	15		7.52	22.16	22.32		●	●
	18		9.19	26.70	26.79			●
5 1/2	14	139.70	6.20	20.41	20.83	●	●	
	15.5		6.98	22.85	23.07		●	
	17		7.72	25.13	25.30		●	●
	20		9.17	29.52	29.76			●
6 5/8	20	168.28	7.32	29.06	29.76	●	●	
	24		8.94	35.13	35.72		●	●
	28		10.59	41.18	41.67			●
7	17	177.80	5.87	24.89	25.30	●		
	20		6.91	29.12	29.76	●	●	
	23		8.05	33.70	34.23		●	●
	26		9.19	38.21	38.69		●	●
	29		10.36	42.78	43.16			●
7 5/8	24	193.68	7.62	34.96	35.72	●		
	26.4		8.33	38.08	39.29		●	●
	29.7		9.52	43.24	44.20			●
8 5/8	24	219.08	6.71	35.14	35.72		●	
	28		7.72	40.24	41.67	●		
	32		8.94	46.33	47.62	●	●	
	36		10.16	52.35	53.57		●	●
9 5/8	32.3	244.48	7.92	46.20	48.07	●		
	36		8.94	51.93	53.57	●	●	
	40		10.03	57.99	59.53		●	●
	43.5		11.05	63.61	64.73			●
10 3/4	32.75	273.05	7.09	46.50	48.74	●		
	40.5		8.89	57.91	60.27	●	●	
	45.5		10.16	65.87	67.71		●	
	51		11.43	73.75	75.90		●	●
11 3/4	42	298.45	8.46	60.56	62.50	●		
	47		9.52	67.83	69.94		●	
	54		11.05	78.32	80.36		●	
12 3/8	48	339.72	8.38	68.48	71.43	●		
	54.5		9.65	78.55	81.10		●	
	61		10.92	88.55	90.78		●	

MAIN SPECIFICATIONS
المواصفات الرئيسية

DIMENSION,WEIGHT OF ERW PIPE وزن و أبعاد الأنابيب مستقيم الملحومة

规格 SIZE		外径 O.D.(mm) قطر خارج	壁厚 W.T.(mm) سمك الجدار	单位重量 Weight Perlinear unit (kg/m) وزن الوحدة	内径 I.D (mm) قطر داخل	标准最小测试压力 Standard Minimum Hydrostatic Test Pressure.(Kpa X 100) وزن و أبعاد الأنابيب مستقيم الملحومة									
尺寸 NPS	重量Weight(lb/ft)					钢级 Steel Grade درجة الفولاذ									
						A	B	X42	X46	X52	X56	X60	X65	X70	X80
3	2.85	88.9	2	4.27	84.9	57	66	78	86	97	105	112	121	131	150
	8.18	88.9	6	12.27	76.9	170	172	207	207	207	207	207	207	207	207
	9.43	88.9	7	14.14	74.9	172	172	207	207	207	207	207	207	207	207
4	5.84	114.3	3.2	8.77	107.9	70	81	97	106	121	130	139	151	162	185
	9.32	114.3	5.2	13.99	103.9	113	132	158	173	196	207	207	207	207	207
	11.35	114.3	6.4	17.03	101.5	139	162	195	207	207	207	207	207	207	207
5	7.26	141.3	3.2	10.9	134.9	56	65	79	86	98	105	113	122	131	150
	10.79	141.3	4.8	16.16	131.7	83	98	118	129	146	157	169	183	197	207
	19.17	141.3	8.7	28.45	123.9	153	178	207	207	207	207	207	207	207	207
	20.78	141.3	9.5	30.88	122.3	167	193	207	207	207	207	207	207	207	207
6	8.68	168.3	3.2	13.03	161.9	47	55	83	90	102	110	118	128	138	157
	14.89	168.3	5.6	22.47	157.1	83	96	145	158	179	193	207	207	207	207
	18.97	168.3	7.1	28.22	154.1	105	122	184	201	207	207	207	207	207	207
	25.03	168.3	9.5	37.2	149.3	140	163	207	207	207	207	207	207	207	207
8	11.35	219.1	3.2	17.04	212.7	36	42	64	69	79	85	91	98	106	121
	14.11	219.1	4	21.22	211.1	45	53	79	87	98	106	113	123	132	151
	24.7	219.1	7	36.67	205.1	79	92	139	152	172	185	198	207	207	207
	33.04	219.1	9.5	49.1	200.1	108	125	189	206	207	207	207	207	207	207
10	17.65	273.1	4	26.54	265.1	36	42	72	79	89	96	103	112	120	137
	22.87	273.1	5.2	34.35	262.7	47	55	94	103	116	125	134	145	156	179
	31.2	273.1	7.1	46.57	258.9	65	75	128	140	159	171	183	198	207	207
	44.46	273.1	10.3	66.75	252.5	94	109	186	204	207	207	207	207	207	207
16	42.05	406.4	6.4	63.13	393.6	39	46	78	85	96	130	111	120	129	148
	47.17	406.4	7.1	69.91	392.2	43	51	86	94	107	115	123	133	143	164
	62.58	406.4	9.5	92.98	387.4	58	68	115	126	143	153	165	178	192	207
	82.77	406.4	12.7	123.3	381	78	90	154	168	91	205	207	207	207	207
20	78.6	508	9.53	117.15	488.94	45	41	69	75	85	92	99	107	115	131
	97.83	508	11.91	145.7	484.18	56	65	111	121	138	148	159	172	185	207
	104.13	508	12.7	155.12	482.6	65	75	128	140	159	171	183	198	207	207
	123.11	508	15.09	183.42	477.82	86	101	172	187	207	207	207	207	207	207
24	94.62	610	9.53	141.12	590.94	58	65	78	95	110	134	145	158	170	194
	110.22	610	11.13	164.37	587.74	78	86	95	108	127	157	167	187	192	201
	125.49	610	12.7	187.06	584.6	95	108	112	132	148	167	175	201	217	225
	171.29	610	17.48	255.41	575.04	118	128	134	159	178	185	196	214	227	254

MAIN SPECIFICATIONS
المواصفات الرئيسية

DIMENSION,WEIGHT OF SPIRAL PIPE وزن و أبعاد الأنابيب مستقيم الملحومة

Sizes(mm)		theoretical kg/m وزن الوحدة	Hydrostatic Test Pressure Mpa وزن و أبعاد الأنابيب مستقيم الملحومة																	
			API Spaec 5L										GB/T9711-1997							
قطر خارج O.D	سمك الجدار W.T		A	B	X42	X46	X52	X56	X60	X65	X70	L210	L245	L290	L320	L360	L390	L415	L450	L485
Φ219	6	31.52	6.8	7.9	11.9	13	14.8	15.9	17	18.4	19.8	6.9	8.1	11.9	13.2	14.8	16	17.1	18.5	19.9
	7	36.6	7.9	9.2	13.9	15.2	17.2	18.5	19.8	20.7	20.7	8.1	9.4	13.9	15.3	17.3	18.7	19.9	20.7	20.7
	8	41.63	9.1	10.6	15.9	17.4	19.7	20.7	20.7	20.7	20.7	9.2	10.7	15.9	17.5	19.7	20.7	20.7	20.7	20.7
	9	46.61	10.2	11.9	17.9	19.5	20.7	20.7	20.7	20.7	20.7	10.4	12.1	17.9	19.7	20.7	20.7	20.7	20.7	20.7
	10	51.54	11.3	13.2	19.9	20.7	20.7	20.7	20.7	20.7	20.7	11.5	13.4	19.9	20.7	20.7	20.7	20.7	20.7	20.7
Φ273	6	39.51	5.5	6.4	10.8	11.8	13.4	14.4	15.5	16.7	18	5.5	6.5	10.8	11.9	13.5	14.6	15.5	16.8	18.1
	7	45.92	6.4	7.4	12.6	13.8	15.6	16.8	18	19.5	20.7	6.5	7.5	12.6	13.9	15.7	17	18.1	19.6	20.7
	8	52.28	7.3	8.5	14.4	15.8	17.9	19.2	20.6	20.7	20.7	7.4	8.6	14.6	15.9	17.9	19.4	20.7	20.7	20.7
	9	58.6	8.2	9.5	16.3	17.8	20.1	20.7	20.7	20.7	20.7	8.3	9.7	16.3	17.9	20.2	20.7	20.7	20.7	20.7
	10	64.56	9.1	10.6	18.2	19.7	20.7	20.7	20.7	20.7	20.7	9.2	10.8	18.2	19.9	20.7	20.7	20.7	20.7	20.7
Φ325	6	47.2	4.6	5.3	9.1	9.9	11.3	11.3	12.1	13	14.1	15.2	4.7	5.4	9.1	10	11.3	12.2	14.1	15.2
	7	54.9	5.4	6.2	10.6	11.6	13.1	13.1	14.1	15.2	16.4	17.7	5.4	6.3	10.6	11.7	13.2	14.3	16.5	17.8
	8	62.54	6.1	7.1	12.1	13.3	15	15	16.2	17.3	18.7	20.2	6.2	7.2	12.1	13.4	15.1	16.3	18.8	20.3
	9	70.14	6.9	8	13.7	14.9	16.9	16.9	18.2	19.5	20.7	20.7	7	8.1	13.7	15.1	16.9	18.4	20.7	20.7
	10	77.68	7.6	8.9	15.2	16.6	19.3	19.3	20.2	20.7	20.7	20.7	7.8	9	15.2	16.7	18.8	20.4	20.7	20.7
Φ426	6	62.15	3.5	4.1	6.9	7.6	8.6	9.2	9.9	10.7	11.6	3.5	4.1	6.9	7.7	8.6	9.3	9.9	10.8	11.6
	7	72.33	4.1	4.8	8.1	8.9	10	10.8	11.6	12.5	13.5	4.1	4.8	8.1	8.9	10.1	10.9	11.6	12.6	13.5
	8	82.47	4.7	5.4	9.3	10.1	11.5	12.3	13.2	14.3	15.4	4.7	5.5	9.3	10.2	11.5	12.5	13.2	14.4	15.5
	9	92.55	5.2	6.1	10.4	11.4	12.9	13.9	14.9	16.1	17.3	5.3	6.2	10.4	11.5	12.9	14	14.9	16.2	17.4
	10	102.59	5.8	6.8	11.6	12.7	14.3	15.4	16.5	17.9	19.3	5.9	6.9	11.6	12.8	14.4	15.6	16.6	18	19.4
Φ720	6	105.65	2.1	2.4	4.4	4.8	5.4	5.8	6.2	6.7	7.2	2.1	2.5	4.4	4.8	5.4	5.9	6.2	6.8	7.3
	7	123.09	2.4	2.8	5.1	5.5	6.3	6.8	7.2	7.8	8.5	2.5	2.9	5.1	5.6	6.3	6.8	7.3	7.9	8.5
	8	140.47	2.8	3.2	5.8	6.3	7.2	7.7	8.3	9	9.7	2.8	3.3	5.8	6.4	7.2	7.8	8.3	9	9.7
	9	157.81	3.1	3.6	6.5	7.1	8.1	8.7	9.3	10.1	10.9	3.2	3.7	6.5	7.2	8.1	8.8	9.3	10.1	10.9
	10	175.1	3.5	4	7.3	7.9	9	9.7	10.4	11.2	12.1	3.5	4.1	7.3	8	9	9.8	10.4	11.3	12.1
	11	192.34	3.8	4.4	8	8.7	9.9	10.6	11.4	12.3	13.3	3.9	4.5	8	8.8	9.9	10.7	11.4	12.4	13.3
Φ820	7	140.35	2.1	2.5	4.5	4.9	5.5	5.9	6.4	6.9	7.4	2.2	2.5	4.5	4.9	5.5	6	6.4	6.9	7.5
	8	160.2	2.4	2.8	5.1	5.6	6.3	6.8	7.3	7.9	8.5	2.5	2.9	5.1	5.6	6.3	6.8	7.3	7.9	8.5
	9	180	2.7	3.2	5.7	6.3	7.1	7.6	8.2	8.9	9.5	2.8	3.2	5.7	6.3	7.1	7.7	8.2	8.9	9.6
	10	199.76	3	3.5	6.4	7	7.9	8.5	9.1	9.8	10.6	3.1	3.6	6.34	7	7.9	8.6	9.1	9.9	10.6
	11	219.46	3.3	3.9	7	7.7	8.7	9.3	10	10.8	11.7	3.4	3.9	7	7.7	8.7	9.4	10	10.9	11.7
	12	239.22	3.6	4.2	7.69	8.4	9.5	10.2	10.9	11.8	12.7	3.7	4.3	7.6	8.4	9.5	10.3	10.9	11.9	12.8
	13	258.72	3.9	4.6	8.3	9	10.2	11	11.8	12.8	13.8	4	4.7	8.3	9.1	10.3	11.1	11.8	12.8	13.8
Φ1020	9	224.39	2.2	2.6	4.6	5	5.7	6.1	6.6	7.1	7.7	2.2	2.6	4.6	5.1	5.7	6.2	6.6	7.1	7.7
	10	249.08	2.4	2.8	5.1	5.6	6.3	6.8	7.3	7.9	8.5	2.5	2.9	5.1	5.6	6.4	6.9	7.3	7.9	8.6
	11	273.72	2.7	3.1	5.6	6.2	7	7.5	8	8.7	9.4	2.7	3.2	5.6	6.2	7	7.6	8.1	8.7	9.4
	12	298.31	2.9	3.4	6.1	6.7	7.6	8.2	8.8	9.5	10.2	3	3.5	6.1	6.8	7.6	8.3	8.8	9.5	10.3
	13	372.84	3.2	3.7	6.7	7.3	8.2	8.9	9.5	10.3	11.1	3.2	3.7	6.7	7.3	8.3	8.9	9.5	10.3	11.1
	14	347.33	3.4	4	7.2	7.8	8.9	9.5	10.2	11.1	11.9	3.5	4	7.2	7.9	8.9	9.6	10.3	11.1	12
Φ1220	9	268.79	1.8	2.1	3.9	4.2	4.8	5.1	5.5	5.9	6.4	1.9	2.2	3.9	4.2	4.8	5.2	5.5	6	6.4
	10	298.4	2	2.4	4.3	4.7	5.3	5.7	6.1	6.6	7.1	2.1	2.4	4.3	4.7	5.3	5.8	6.1	6.6	7.2
	11	329.97	2.2	2.6	4.7	5.1	5.8	6.3	6.7	7.3	7.8	2.3	2.7	4.7	5.2	5.8	6.3	6.7	7.3	7.9
	12	357.49	2.4	2.8	5.1	5.6	6.4	6.8	7.3	7.9	8.6	2.5	2.9	5.1	5.7	6.4	6.9	7.3	8	8.6
	13	386.96	2.6	3.1	5.6	6.1	6.9	7.4	7.9	8.6	9.3	2.7	3.1	5.6	6.1	6.9	7.5	8	8.6	9.3
	14	416.38	2.9	3.3	6	6.5	7.4	8	8.6	9.3	10	2.9	3.4	6	6.6	7.4	8.1	8.6	9.3	10
Φ1420	9	313.18	1.6	1.8	3.3	3.6	4.1	4.4	4.7	5.1	5.5	1.6	1.9	3.3	3.7	4.1	4.4	4.7	5.1	5.5
	10	347.73	1.7	2	3.7	4	4.6	4.9	5.2	5.7	6.1	1.8	2.1	3.7	4.1	4.6	4.9	5.3	5.7	6.1
	11	382.23	1.9	2.2	4	4.4	5	5.4	5.8	6.2	6.7	2	2.3	4	4.5	5	5.4	5.8	6.3	6.8
	12	416.68	2.1	2.4	4.4	4.8	5.5	5.9	6.3	6.8	7.3	2.1	2.5	4.4	4.9	5.5	5.9	6.3	6.8	7.4
	13	451.08	2.3	2.6	4.8	5.2	5.9	6.4	6.8	7.4	8	2.3	2.7	4.8	5.3	5.9	6.4	6.8	7.4	8
Φ1620	10	397.05	1.5	1.8	3.2	3.5	4	4.3	4.6	5	5.4	1.6	1.8	3.2	3.6	4	4.3	4.6	5	5.4
	11	436.48	1.7	2	3.5	3.9	4.4	4.7	5.1	5.5	5.9	1.7	2	3.5	3.9	4.4	4.8	5.1	5.5	5.9
	12	476.48	1.8	2.1	3.9	4.2	4.8	5.1	5.5	6	6.4	1.9	2.2	3.9	4.3	4.8	5.2	5.5	6	6.5
	13	515.2	2	2.3	4.2	4.6	5.2	5.6	6	6.5	7	2	2.4	4.2	4.6	5.2	5.6	6	6.5	7
	14	554.49	2.1	2.5	4.5	4.9	5.6	6	6.4	7	7.5	2.2	2.5	4.5	5	5.6	6.1	6.5	7	7.5
Φ1820	12	535.06	1.6	1.9	3.4	3.8	4.3	4.6	4.9	4.9	5.3	5.7	1.7	1.9	3.4	3.8	4.3	4.6	4.9	5.8
	13	579.32	1.8	2.1	3.7	4.1	4.6	5	5.3	5.3	5.8	6.2	1.8	2.1	3.7	4.1	4.6	5	5.3	6.2
	14	623.54	1.9	2.2	4	4.4	5	5.3	5.7	5.8	6.2	6.7	1.9	2.3	4	4.4	5	5.4	5.7	6.7
	15	667.51	2	2.4	4.3	4.7	5.3	5.7	6.1	6.2	6.6	7.2	2.1	2.4	4.3	4.7	5.3	5.8	6.1	7.2
	16	711.83	2.2	2.5	4.6	5	5.7	6.1	6.6	6.6	7.1	7.6	2.2	2.6	4.6	5.1	5.7	6.2	6.6	7.7
	17	755.9	2.3	2.7	4.9	5.3	6	6.5	7	7	7.5	8.1	2.4	2.7	4.9	5.4	6.1	6.6	7	8.2
	18	799.92	2.5	2.9	5.2	5.6	6.4	6.9	7.4	7.4	8	8.6	2.5	2.9	5.2	5.7	6.4	6.9	7.4	8.6

DIMENSION,WEIGHT OF SEAMLESS PIPE وزن و أبعاد أنابيب فولاذية غير الملحومة

NPS	OD(mm) قطر خارج / WT(mm) سمك الجدار	1.0	1.5	2.0	2.5	3.0	3.5	4.0	4.5	5.0	5.5	6.0	6.5	7.0	7.5	8	8.5	9	9.5	10	11	12	13	14	15	16	17	18	19	20	21	22	23	24	25	26	27	28	29	30	31	32	33	34	35	36	37	38	39	40	41	42	43	44	45	46
1/8	10.3	■	■	■	■	■	■																																																						
1/4	13.7	■	■	■	■	■	■	■																																																					
3/8	17.1	■	■	■	■	■	■	■	■																																																				
1/2	21.3		■	■	■	■	■	■	■	■																																																			
1	33.4		■	■	■	■	■	■	■	■																																																			
1 1/2	48.3			■	■	■	■	■	■	■	■																																																		
2	60.3			■	■	■	■	■	■	■	■																																																		
3	88.9				■	■	■	■	■	■	■	■	■	■	■	■	■	■	■	■																																											
4	114.3					■	■	■	■	■	■	■	■	■	■	■	■	■	■	■																																										
5	141.3						■	■	■	■	■	■	■	■	■	■	■	■	■	■	■	■	■																																								
6	168.3						■	■	■	■	■	■	■	■	■	■	■	■	■	■	■	■	■																																								
8	219.1								■	■	■	■	■	■	■	■	■	■	■	■	■	■	■	■	■	■	■	■	■	■	■	■	■	■	■	■	■	■	■	■	■	■	■	■	■	■	■	■	■	■	■	■	■	■	■	■	■	■	■
10	273													■	■	■	■	■	■	■	■	■	■	■	■	■	■	■	■	■	■	■	■	■	■	■	■	■	■	■	■	■	■	■	■	■	■	■	■	■	■	■	■	■	■	■	■	■
12	323.8															■	■	■	■	■	■	■	■	■	■	■	■	■	■	■	■	■	■	■	■	■	■	■	■	■	■	■	■	■	■	■	■	■	■	■	■	■	■	■	■	■	■	■
14	355.6															■	■	■	■	■	■	■	■	■	■	■	■	■	■	■	■	■	■	■	■	■	■	■	■	■	■	■	■	■	■	■	■	■	■	■	■	■	■	■	■	■	■	■
16	406																			■	■	■	■	■	■	■	■	■	■	■	■	■	■	■	■	■	■	■	■	■	■	■	■	■	■	■	■	■	■	■	■	■	■	■	■	■	■	■
18	457																			■	■	■	■	■	■	■	■	■	■	■	■	■	■	■	■	■	■	■	■	■	■	■	■	■	■	■	■	■	■	■	■	■	■	■	■	■	■	■
20	508																			■	■	■	■	■	■	■	■	■	■	■	■	■	■	■	■	■	■	■	■	■	■	■	■	■	■	■	■	■	■	■	■	■	■	■	■	■	■	■
24	610																					■	■	■	■	■	■	■	■	■	■	■	■	■	■	■	■	■	■	■	■	■	■	■	■	■	■	■	■	■	■	■	■	■	■	■	■	■
30	762																					■	■	■	■	■	■	■	■	■	■	■	■	■	■	■	■	■	■	■	■	■	■	■	■	■	■	■	■	■	■	■	■	■	■	■	■	■
32	813																						■	■	■	■	■	■	■	■	■	■	■	■	■	■	■	■	■	■	■	■	■	■	■	■	■	■	■	■	■	■	■	■	■	■	■	■	■
34	864																						■	■	■	■	■	■	■	■	■	■	■	■	■	■	■	■	■	■	■	■	■	■	■	■	■	■	■	■	■	■	■	■	■	■	■	■	■
36	914																							■	■	■	■	■	■	■	■	■	■	■	■	■	■	■	■	■	■	■	■	■	■	■	■	■	■	■	■	■	■	■	■	■	■	■
38	965																							■	■	■	■	■	■	■	■	■	■	■	■	■	■	■	■	■	■	■	■	■	■	■	■	■	■	■	■	■	■	■	■	■	■	■















表面热镀锌处理



锌层均匀



附着力强



外观光滑



表面热镀锌处理



内壁均匀














产品及规格参数
Products and specifications

扁钢

STEEL FLAT BARS
STEEL GRADE: Q235 Q345 S235JR SS400 A36
Width*Thickness*Length (MM)





宽度 x 厚度 x 长度 DIMENSION (MM)	宽度 x 厚度 x 长度 DIMENSION (MM)	宽度 x 厚度 x 长度 DIMENSION (MM)	宽度 x 厚度 x 长度 DIMENSION (MM)	宽度 x 厚度 x 长度 DIMENSION (MM)	宽度 x 厚度 x 长度 DIMENSION (MM)	宽度 x 厚度 x 长度 DIMENSION (MM)
12x1.5x6000mm	20x1.5x6000mm	25x1.5x6000mm	30x1.5x6000mm	40x1.5x6000mm	50x1.5x6000mm	60x1.5x6000mm
12x2.0x6000mm	20x2.0x6000mm	25x2.0x6000mm	30x2.0x6000mm	40x2.0x6000mm	50x2.0x6000mm	60x2.0x6000mm
12x2.2x6000mm	20x2.2x6000mm	25x2.2x6000mm	30x2.2x6000mm	40x2.2x6000mm	50x2.2x6000mm	60x2.2x6000mm
12x2.5x6000mm	20x2.5x6000mm	25x2.5x6000mm	30x2.5x6000mm	40x2.5x6000mm	50x2.5x6000mm	60x2.5x6000mm
12x2.75x6000mm	20x2.75x6000mm	25x2.75x6000mm	30x2.75x6000mm	40x2.75x6000mm	50x2.75x6000mm	60x2.75x6000mm
12x3.0x6000mm	20x3.0x6000mm	25x3.0x6000mm	30x3.0x6000mm	40x3.0x6000mm	50x3.0x6000mm	60x3.0x6000mm
12x3.25x6000mm	20x3.25x6000mm	25x3.25x6000mm	30x3.25x6000mm	40x3.25x6000mm	50x3.25x6000mm	60x3.25x6000mm
12x3.5x6000mm	20x3.5x6000mm	25x3.5x6000mm	30x3.5x6000mm	40x3.5x6000mm	50x3.5x6000mm	60x3.5x6000mm
12x3.75x6000mm	20x3.75x6000mm	25x3.75x6000mm	30x3.75x6000mm	40x3.75x6000mm	50x3.75x6000mm	60x3.75x6000mm
12x4.0x6000mm	20x4.0x6000mm	25x4.0x6000mm	30x4.0x6000mm	40x4.0x6000mm	50x4.0x6000mm	60x4.0x6000mm
12x4.25x6000mm	20x4.25x6000mm	25x4.25x6000mm	30x4.25x6000mm	40x4.25x6000mm	50x4.25x6000mm	60x4.25x6000mm
12x4.5x6000mm	20x4.5x6000mm	25x4.5x6000mm	30x4.5x6000mm	40x4.5x6000mm	50x4.5x6000mm	60x4.5x6000mm
12x4.75x6000mm	20x4.75x6000mm	25x4.75x6000mm	30x4.75x6000mm	40x4.75x6000mm	50x4.75x6000mm	60x4.75x6000mm
12x5.0x6000mm	20x5.0x6000mm	25x5.0x6000mm	30x5.0x6000mm	40x5.0x6000mm	50x5.0x6000mm	60x5.0x6000mm
12x5.25x6000mm	20x5.25x6000mm	25x5.25x6000mm	30x5.25x6000mm	40x5.25x6000mm	50x5.25x6000mm	60x5.25x6000mm
12x5.5x6000mm	20x5.5x6000mm	25x5.5x6000mm	30x5.5x6000mm	40x5.5x6000mm	50x5.5x6000mm	60x5.5x6000mm
12x5.75x6000mm	20x5.75x6000mm	25x5.75x6000mm	30x5.75x6000mm	40x5.75x6000mm	50x5.75x6000mm	60x5.75x6000mm
12x6.0x6000mm	20x6.0x6000mm	25x6.0x6000mm	30x6.0x6000mm	40x6.0x6000mm	50x6.0x6000mm	60x6.0x6000mm
			30x6.5x6000mm	40x6.5x6000mm	50x6.5x6000mm	60x6.5x6000mm
			30x7.0x6000mm	40x7.0x6000mm	50x7.0x6000mm	60x7.0x6000mm
			30x7.25x6000mm	40x7.25x6000mm	50x7.25x6000mm	60x7.25x6000mm
			30x7.5x6000mm	40x7.5x6000mm	50x7.5x6000mm	60x7.5x6000mm
			30x8.0x6000mm	40x8.0x6000mm	50x8.0x6000mm	60x8.0x6000mm
			30x8.75x6000mm	40x8.75x6000mm	50x8.75x6000mm	60x8.75x6000mm
			30x9.5x6000mm	40x9.5x6000mm	50x9.5x6000mm	60x9.5x6000mm
			30x9.75x6000mm	40x9.75x6000mm	50x9.75x6000mm	60x9.75x6000mm
			30x10.0x6000mm	40x10.0x6000mm	50x10.0x6000mm	60x10.0x6000mm
			30x10.5x6000mm	40x10.5x6000mm	50x10.5x6000mm	60x10.5x6000mm
				40x11.0x6000mm	50x11.0x6000mm	60x11.0x6000mm
				40x11.5x6000mm	50x11.5x6000mm	60x11.5x6000mm
				40x11.75x6000mm	50x11.75x6000mm	60x11.75x6000mm
					50x13.5x6000mm	60x13.5x6000mm
					50x13.75x6000mm	60x13.75x6000mm
					50x15.75x6000mm	60x15.75x6000mm

宽度 x 厚度 x 长度 DIMENSION (MM)	宽度 x 厚度 x 长度 DIMENSION (MM)	宽度 x 厚度 x 长度 DIMENSION (MM)	宽度 x 厚度 x 长度 DIMENSION (MM)	宽度 x 厚度 x 长度 DIMENSION (MM)	宽度 x 厚度 x 长度 DIMENSION (MM)
70x1.5x6000mm	80x1.5x6000mm	90x1.5x6000mm	100x1.5x6000mm	120x1.5x6000mm	150x1.5x6000mm
70x2.0x6000mm	80x2.0x6000mm	90x2.0x6000mm	100x2.0x6000mm	120x2.0x6000mm	150x2.0x6000mm
70x2.2x6000mm	80x2.2x6000mm	90x2.2x6000mm	100x2.2x6000mm	120x2.2x6000mm	150x2.2x6000mm
70x2.5x6000mm	80x2.5x6000mm	90x2.5x6000mm	100x2.5x6000mm	120x2.5x6000mm	150x2.5x6000mm
70x2.75x6000mm	80x2.75x6000mm	90x2.75x6000mm	100x2.75x6000mm	120x2.75x6000mm	150x2.75x6000mm
70x3.0x6000mm	80x3.0x6000mm	90x3.0x6000mm	100x3.0x6000mm	120x3.0x6000mm	150x3.0x6000mm
70x3.25x6000mm	80x3.25x6000mm	90x3.25x6000mm	100x3.25x6000mm	120x3.25x6000mm	150x3.25x6000mm
70x3.5x6000mm	80x3.5x6000mm	90x3.5x6000mm	100x3.5x6000mm	120x3.5x6000mm	150x3.5x6000mm
70x3.75x6000mm	80x3.75x6000mm	90x3.75x6000mm	100x3.75x6000mm	120x3.75x6000mm	150x3.75x6000mm
70x4.0x6000mm	80x4.0x6000mm	90x4.0x6000mm	100x4.0x6000mm	120x4.0x6000mm	150x4.0x6000mm
70x4.25x6000mm	80x4.25x6000mm	90x4.25x6000mm	100x4.25x6000mm	120x4.25x6000mm	150x4.25x6000mm
70x4.5x6000mm	80x4.5x6000mm	90x4.5x6000mm	100x4.5x6000mm	120x4.5x6000mm	150x4.5x6000mm
70x4.75x6000mm	80x4.75x6000mm	90x4.75x6000mm	100x4.75x6000mm	120x4.75x6000mm	150x4.75x6000mm
70x5.0x6000mm	80x5.0x6000mm	90x5.0x6000mm	100x5.0x6000mm	120x5.0x6000mm	150x5.0x6000mm
70x5.25x6000mm	80x5.25x6000mm	90x5.25x6000mm	100x5.25x6000mm	120x5.25x6000mm	150x5.25x6000mm
70x5.5x6000mm	80x5.5x6000mm	90x5.5x6000mm	100x5.5x6000mm	120x5.5x6000mm	150x5.5x6000mm
70x5.75x6000mm	80x5.75x6000mm	90x5.75x6000mm	100x5.75x6000mm	120x5.75x6000mm	150x5.75x6000mm
70x6.0x6000mm	80x6.0x6000mm	90x6.0x6000mm	100x6.0x6000mm	120x6.0x6000mm	150x6.0x6000mm
70x6.5x6000mm	80x6.5x6000mm	90x6.5x6000mm	100x6.5x6000mm	120x6.5x6000mm	150x6.5x6000mm
70x7.0x6000mm	80x7.0x6000mm	90x7.0x6000mm	100x7.0x6000mm	120x7.0x6000mm	150x7.0x6000mm
70x7.25x6000mm	80x7.25x6000mm	90x7.25x6000mm	100x7.25x6000mm	120x7.25x6000mm	150x7.25x6000mm
70x7.5x6000mm	80x7.5x6000mm	90x7.5x6000mm	100x7.5x6000mm	120x7.5x6000mm	150x7.5x6000mm
70x8.0x6000mm	80x8.0x6000mm	90x8.0x6000mm	100x8.0x6000mm	120x08.0x6000mm	150x8.0x6000mm
70x8.75x6000mm	80x8.75x6000mm	90x8.75x6000mm	100x8.75x6000mm	120x8.75x6000mm	150x8.75x6000mm
70x9.5x6000mm	80x9.5x6000mm	90x9.5x6000mm	100x9.5x6000mm	120x9.5x6000mm	150x9.5x6000mm
70x9.75x6000mm	80x9.75x6000mm	90x9.75x6000mm	100x9.75x6000mm	120x9.75x6000mm	150x9.75x6000mm
70x10.0x6000mm	80x10.0x6000mm	90x10.0x6000mm	100x10.0x6000mm	120x10.0x6000mm	150x10.0x6000mm
70x10.5x6000mm	80x10.5x6000mm	90x10.5x6000mm	100x10.5x6000mm	120x10.5x6000mm	150x10.5x6000mm
70x11.0x6000mm	80x11.0x6000mm	90x11.0x6000mm	100x11.0x6000mm	120x11.0x6000mm	150x11.0x6000mm
70x11.5x6000mm	80x11.5x6000mm	90x11.5x6000mm	100x11.5x6000mm	120x11.5x6000mm	150x11.5x6000mm
70x11.75x6000mm	80x11.75x6000mm	90x11.75x6000mm	100x11.75x6000mm	120x11.75x6000mm	150x11.75x6000mm
70x13.5x6000mm	80x13.5x6000mm	90x13.5x6000mm	100x13.5x6000mm	120x13.5x6000mm	150x13.5x6000mm
70x13.75x6000mm	80x13.75x6000mm	90x13.75x6000mm	100x13.75x6000mm	120x13.75x6000mm	150x13.75x6000mm
70x15.75x6000mm	80x15.75x6000mm	90x15.75x6000mm	100x15.75x6000mm	120x15.75x6000mm	150x15.75x6000mm

欧标等边角钢

EN STANDARD EQUAL ANGLES
TOLERANCES:EN10056-2: 1994
STEEL GRADE: S235JR S275JR
ST37-2 ST52-3



边宽x边宽x厚度 DIMENSION (MM)	理重 UNIT WEIGHT (KG/M)	边宽x边宽x厚度 DIMENSION (MM)	理重 UNIT WEIGHT (KG/M)	边宽x边宽x厚度 DIMENSION (MM)	理重 UNIT WEIGHT (KG/M)
20x20x2	0.581	75x75x4	4.72	130x130x16	30.90
20x20x2.5	0.741	75x75x5	5.76	150x150x10	23.00
20x20x3	0.882	75x75x6	6.85	150x150x12	27.30
25x25x2	0.784	75x75x7	7.94	150x150x14	31.60
25x25x2.5	0.936	75x75x8	8.98	150x150x15	33.80
25x25x3	1.120	75x75x10	11.10	150x150x16	35.90
25x25x4	1.450	80x80x5	6.17	160x160x14	33.90
30x30x2	0.920	80x80x6	7.34	160x160x15	36.20
30x30x2.5	1.140	80x80x7	8.49	160x160x16	38.40
30x30x3	1.360	80x80x8	9.63	160x160x17	40.70
30x30x4	1.780	80x80x10	11.90	180x180x13	35.70
35x35x2	1.120	90x90x6	8.30	180x180x14	38.30
35x35x2.5	1.400	90x90x7	9.61	180x180x15	40.90
35x35x4	2.090	90x90x8	10.90	180x180x16	43.50
40x40x3	1.852	90x90x9	12.20	180x180x17	46.00
40x40x4	2.420	90x90x10	13.40	180x180x18	48.60
40x40x5	2.970	90x90x11	14.70	200x200x15	45.60
45x45x3	2.088	100x100x7	10.70	200x200x16	48.50
45x45x4	2.740	100x100x8	12.20	200x200x17	51.40
45x45x4.5	3.060	100x100x10	15.00	200x200x18	54.30
45x45x5	3.380	100x100x12	17.80	200x200x19	57.10
50x50x3	2.332	110x110x10	16.60	200x200x20	59.90
50x50x4	3.060	120x120x8	14.70	200x200x21	62.80
50x50x5	3.770	120x120x10	18.20	200x200x22	65.60
50x50x6	4.470	120x120x11	19.90	200x200x23	68.30
60x60x4	3.720	120x120x12	21.60	200x200x24	71.10
60x60x5	4.570	120x120x13	23.30	200x200x25	73.90
60x60x6	5.420	120x120x15	26.60	250x250x25	93.50
60x60x8	7.090	130x130x10	19.80	250x250x26	97.00
65x65x7	6.880	130x130x12	23.60	250x250x28	104.00
70x70x6	6.380	130x130x13	25.40	250x250x32	118.00
70x70x7	7.380	130x130x14	27.20	250x250x35	128.00

欧标不等边角钢

EN STANDARD UNEQUAL ANGLES
TOLERANCES: EN10056-2: 1994
STEEL GRADE: S235JR S275JR ST37-2 ST52-3



边宽x边宽x厚度 DIMENSION (MM)	理重 UNIT WEIGHT (KG/M)
150x75x9.0	15.40
150x75x10.0	17.00
150x75x11.0	18.60
150x75x12.0	20.20
150x90x9.0	16.40
150x90x10.0	18.20
150x90x11.0	19.90
150x90x12.0	21.50
150x100x10.0	19.00
150x100x12.0	22.50
150x100x14.0	26.10
200x100x10.0	23.00
200x100x12.0	27.30
200x100x14.0	31.60

日标等边角钢

JIS STANDARD EQUAL ANGLES
TOLERANCES:JIS G 3192
STEEL GRADE: JIS G 3101 SS400 SS540

边宽x边宽x厚度 DIMENSION (MM)	理重 UNIT WEIGHT (KG/M)	边宽x边宽x厚度 DIMENSION (MM)	理重 UNIT WEIGHT (KG/M)
20x20x2	0.596	80x80x7	8.48
20x20x3	0.885	80x80x8	9.65
25x25x2	0.754	80x80x9	10.668
25x25x3	1.12	80x80x10	11.90
25x25x4	1.45	90x90x6	8.28
25x25x5	1.784	90x90x7	9.59
30x30x3	1.36	90x90x8	10.90
30x30x4	1.78	90x90x9	12.20
30x30x5	2.16	90x90x10	13.20
35x35x3	1.8	100x100x6	9.22
35x35x4	2.09	100x100x7	10.70
38x38x3	1.74	100x100x8	12.10
38x38x4	2.28	100x100x9	13.50
38x38x5	2.82	100x100x10	14.90
40x40x3	1.83	100x100x12	17.80
40x40x4	2.41	120x120x8	14.70
40x40x5	2.95	120x120x10	18.20
45x45x3	2.11	120x120x11	19.974
45x45x4	2.74	120x120x12	21.50
45x45x5	3.38	125x125x8	15.50
50x50x3	2.33	125x125x10	19.13
50x50x4	3.06	125x125x12	22.60
50x50x5	3.77	130x130x9	17.90
50x50x6	4.43	130x130x10	19.70
60x60x5	4.55	130x130x12	23.40
60x60x6	5.41	130x130x15	28.80
63x63x5	4.81	150x150x9	20.77
63x63x6	5.72	150x150x10	22.90
65x65x5	5.00	150x150x12	27.30
65x65x6	5.91	150x150x13	29.58
65x65x7	6.83	150x150x14	31.75
65x65x8	7.68	150x150x15	33.80
70x70x5	5.37	160x160x10	24.72
70x70x6	6.38	175x175x12	31.80
70x70x7	7.35	175x175x15	39.40
70x70x8	8.36	180x180x12	33.16
75x75x5	5.76	200x200x15	45.30
75x75x6	6.85	200x200x16	48.71
75x75x7	7.94	200x200x18	54.20
75x75x8	8.92	200x200x20	59.70
75x75x9	9.96	200x200x24	71.10
80x80x6	7.32	200x200x25	73.60

日标不等边角钢

JIS STANDARD UNEQUAL ANGLES
TOLERANCES:JIS G 3192
STEEL GRADE: JIS G 3101 SS400 SS540

边宽x边宽x厚度 DIMENSION (MM)	理重 UNIT WEIGHT (KG/M)	边宽x边宽x厚度 DIMENSION (MM)	理重 UNIT WEIGHT (KG/M)
75x50x5.0	4.81	125x75x9.0	13.60
75x50x6.0	5.66	125x75x10.0	14.90
75x50x8.0	7.40	125x75x12.0	17.80
100x75x7.0	9.32	150x90x9.0	16.40
100x75x8.0	10.60	150x90x10.0	18.20
100x75x9.0	11.80	150x90x12.0	21.50
100x75x10.0	13.00	200x100x10.0	23.00
100x75x12.0	15.40	200x100x12.0	27.30
125x75x7.0	10.70	200x100x15.0	33.70
125x75x8.0	12.20		

产品及规格参数
Products and specifications

日标槽钢

JIS STANDARD CHANNELS
TOLERANCES: JIS G 3192
STEEL GRADE: JIS G 3101 SS400



腰宽 x 腿高 x 腰厚 x 腿厚 DIMENSION (MM)	理 重 UNIT WEIGHT (KG/M)	腰宽 x 腿高 x 腰厚 x 腿厚 DIMENSION (MM)	理 重 UNIT WEIGHT (KG/M)
50x25x(3.0-5.0)x6.0	2.37-3.46	125x65x5.5x8.0	12.91
75x40x3.8x7.0	5.30	125x65x6.0x8.0	13.40
75x40x4.0x7.0	5.60	150x75x5.5x7.3	14.66
75x40x4.5x7.0	5.85	150x75x5.7x10.0	16.71
75x40x5.0x7.0	6.92	150x75x6.0x10.0	17.90
100x50x3.8x6.0	7.30	150x75x6.5x10.0	18.60
100x50x4.2x6.0	8.03	150x75x9x12.50	24.00
100x50x4.5x7.5	8.97	200x80x7.5x11.0	24.60
100x50x5.0x7.5	9.36	200x90x8.0x13.5	30.30
125x65x5.2x6.8	11.66	250x90x9.0x13.0	34.60
125x65x5.3x6.8	12.17	300x90x9.0x13.0	38.10

欧标槽钢

EN STANDARD CHANNELS
TOLERANCES: EN 10279: 2000
STEEL GRADE: S235JR SS400 A36



型号 SIZE	腰宽 x 腿高 x 腰厚 x 腿厚 DIMENSION (MM)	理 重 UNIT WEIGHT (KG/M)
UPN50	50 x 25 x 5 x 6.0	3.86
UPN80	80 x 45 x 6 x 8.0	8.65
UPN100	100 x 50 x 6 x 8.5	10.60
UPN120	120 x 55 x 7 x 9.0	13.40
UPN140	140 x 60 x 7 x 10.0	16.00
UPN160	160 x 65 x 7.5 x 10.5	18.80
UPN180	180 x 70 x 8 x 11.0	22.00
UPN200	200 x 75 x 8.5 x 11.5	25.30

国标槽钢

GB STANDARD CHANNELS
TOLERANCES: GB707-88
STEEL GRADE: Q235B Q345B



型号 SIZE	腰宽 x 腿高 x 腰厚 DIMENSION (MM)	理 重 UNIT WEIGHT (KG/M)
50	50 x 37 x 4.5	5.438
63	63 x 40 x 4.8	6.634
80	80 x 43 x 5.0	8.045
100	100 x 48 x 5.3	10.007
120	120 x 53 x 5.5	12.059
140	140 x 58 x 6.0	14.535
140	140 x 60 x 8.0	16.733
160	160 x 63 x 6.5	17.240
160	160 x 65 x 8.5	19.752
180	180 x 68 x 7.0	20.174
180	180 x 70 x 9.0	23.000
200	200 x 73 x 7.0	22.637
200	200 x 75 x 9.0	28.453
220	220 x 77 x 7.0	24.999
220	220 x 79 x 9.0	28.453
250	250 x 78 x 7.0	27.410
250	250 x 80 x 9.0	31.335
300	300 x 85 x 7.5	34.463
300	300 x 87 x 9.5	39.173
300	300 x 89 x 11.5	48.131
320	320 x 88 x 8.0	38.083
320	320 x 90 x 10	43.107
360	360 x 96 x 9.0	47.814
360	360 x 98 x 11.0	53.466
400	400 x 100 x 10.5	58.928
400	400 x 102 x 12.5	65.208

欧标工字钢

EN STANDARD I BEAMS
TOLERANCES: EN 10034: 1993
STEEL GRADE: S235JR SS400 A36





型号 SIZE	腰高 x 腿宽 x 腰厚 x 腿厚 DIMENSION (MM)	理 重 UNIT WEIGHT (KG/M)
IPE 80	80 x 46 x 3.8 x 5.2	6.00
IPEA 80	78 x 46 x 3.3 x 4.2	5.00
IPEAA 80	78 x 46 x 3.2 x 4.2	4.95
IPEAAA 80	78 x 46 x 3.0 x 4.0	4.69
IPEAAAA 80	78 x 46 x 2.9 x 3.1	3.99
IPE 100	100 x 55 x 4.1 x 5.7	8.10
IPEA 100	98 x 55 x 3.6 x 4.7	6.90
IPEAA 100	97.6 x 55 x 3.6 x 4.5	6.72
IPEAAA 100	97 x 55 x 3.4 x 4.3	6.41
IPEAAAA 100	96 x 55 x 2.9 x 3.6	5.46
IPE 120	120 x 64 x 4.4 x 6.3	10.40
IPEA 120	117.6 x 64 x 3.8 x 5.1	8.70
IPEAA 120	117 x 64 x 3.8 x 4.8	8.36
IPEAAA 120	117 x 64 x 3.5 x 4.6	7.90
IPEAAAA 120	115 x 64 x 3.0 x 3.9	6.73
IPE 140	140 x 73 x 4.7 x 6.9	12.90
IPEA 140	137.4 x 73 x 3.8 x 5.6	10.50
IPEAA 140	136.6 x 73 x 3.8 x 5.2	10.05
IPEAAA 140	136 x 73 x 3.5 x 5.0	9.52
IPEAAAA 140	134 x 73 x 3.3 x 4.1	8.30
IPE 160	160 x 82 x 5.0 x 7.4	15.80
IPEA 160	157 x 82 x 4.0 x 5.9	12.70
IPEAA 160	156.4 x 82 x 4.0 x 5.6	12.31
IPEAAA 160	156 x 82 x 3.7 x 5.4	11.76
IPEAAAA 160	154 x 82 x 3.6 x 4.3	10.24
IPE 180	180 x 91 x 5.3 x 8.0	18.80
IPEA 180	177 x 91 x 4.3 x 6.5	15.40
IPEAA 180	176.4 x 91 x 4.3 x 6.2	14.94
IPEAAA 180	176 x 91 x 3.9 x 6.0	14.13
IPEAAAA 180	174 x 91 x 3.9 x 4.9	12.57
IPE 200	200 x 100 x 5.6 x 8.5	22.40
IPEA 200	197 x 100 x 4.5 x 7.0	18.40
IPEAA 200	196.4 x 100 x 4.5 x 6.7	17.95
IPEAAA 200	196 x 100 x 4.1 x 6.5	17.90
IPEAAAA 200	193 x 100 x 4.1 x 5.12	17.12
IPE 220	220 x 110 x 5.9 x 9.2	26.20
IPE 240	240 x 120 x 6.2 x 9.8	30.70
IPE 270	270 x 135 x 6.6 x 10.2	36.10
IPE 300	300 x 150 x 7.1 x 10.7	42.20

日标H型钢

JIS STANDARD H BEAMS
TOLERANCES: JIS G 3192-2000
STEEL GRADE: JIS G 3101 SS400 Q345B




腰高 x 腿宽 x 腰厚 x 腿厚 DIMENSION (MM)	理 重 UNIT WEIGHT (KG/M)	腰高 x 腿宽 x 腰厚 x 腿厚 DIMENSION (MM)	理 重 UNIT WEIGHT (KG/M)
150 x 75 x 5 x 7	14.00	350 x 175 x 7 x 11	49.40
100 x 100 x 6 x 8	16.90	340 x 250 x 9 x 14	78.10
125 x 125 x 6.5 x 9	23.60	350 x 350 x 12 x 19	135.00
148 x 100 x 6 x 9	20.70	396 x 199 x 7 x 11	56.10
150 x 150 x 7 x 10	31.10	400 x 200 x 8 x 13	65.40
175 x 175 x 7.5 x 11	40.40	390 x 300 x 10 x 16	105.00
194 x 150 x 6 x 9	29.90	400 x 400 x 13 x 21	172.00
198 x 99 x 4.5 x 7	17.80	446 x 199 x 8 x 12	65.10
200 x 100 x 5.5 x 8	20.90	450 x 200 x 9 x 14	74.90
200 x 200 x 8 x 12	49.90	482 x 300 x 11 x 15	111.00
248 x 124 x 5 x 8	25.10	488 x 300 x 11 x 18	125.00
250 x 125 x 6 x 9	29.00	496 x 199 x 9 x 14	77.90
244 x 175 x 7 x 11	43.60	500 x 200 x 10 x 16	88.20
250 x 250 x 9 x 14	71.80	582 x 300 x 12 x 17	133.00
298 x 149 x 5.5 x 8	32.00	588 x 300 x 12 x 20	147.00
300 x 150 x 6.5 x 9	36.70	596 x 199 x 10 x 15	92.50
294 x 200 x 8 x 12	55.80	600 x 200 x 11 x 17	103.00
298 x 201 x 9 x 14	65.40	700 x 300 x 13 x 24	182.00
300 x 300 x 10 x 15	93.00	800 x 300 x 14 x 26	207.00
346 x 174 x 6 x 9	41.20	900 x 300 x 16 x 28	240.00

热轧开平板 HOT ROLLED STEEL PLATE

STANDARD : EN / JIS / ASTM / GB
STEEL GRADE: Q345B / Q235 / SS400 / A36 AND SO ON
THICKNESS: 8-50MM , WIDTH: 120-1000MM , LENGTH: 5-15M
APPLICATION: BRIDGE USAGE, AUTOMOBILE, MECHANICAL, CONSTRUCTION ETC




花纹卷板 CHECKERED STEEL COIL/SHEET

STANDARD : JIS / DIN / ASTM / GB
STEEL GRADE: Q345B / Q235 / SS400 / A36 AND SO ON
THICKNESS: 2.0-11.75MM , WIDTH: 1000-2000MM , LENGTH: AS REQUIRED
APPLICATION: ANTISKID PLATE , SHIPBUILDING, MECHANICAL, CONSTRUCTION ETC




冷轧卷板 COLD ROLLED STEEL COIL/SHEET

STANDARD: EN / JIS / GB
STEEL GRADE: EN10130 DC01 DC03 DC04, JIS G3141, SPCC SPCD SPCE
THICKNESS: 0.4-2.5MM , WIDTH: 1000-1500MM , LENGTH: AS REQUIRED




热镀锌板卷 HOT DIPPED GALVANIZED COIL/SHEET

STANDARD: AISI / ASTM / BS / DIN / GB / JIS
STEEL GRADE: SGCC / SGCH SPCC / DX51D / Q195 / Q235
THICKNESS : 0.3-1.0MM , WIDTH : 800-1250mm




彩涂钢板 PPGI / COLOR COATED STEEL COIL

STANDARD: AISI / ASTM / BS / DIN / GB / JIS
STEEL GRADE: SGCC / SGCH SPCC / DX51D / Q195 / Q235
THICKNESS : 0.3-1.0MM , WIDTH : 800-1250mm




Cómprale a China

DMB HK Limited
Doing Major Business



Steel & Iron products

35/F., Central Plaza, 18 Harbour Road. Wanchai - Hong Kong
Telephone: +852 2824 8140 WhatsApp: +852 6778 9546 Wechat: +86 130 2881 9456 Web: www.compraleachina.com

Contents

Hot rolled steel coil(HRC) / Flat sheet ---------- 01
Cold Rolled steel coil/Flat plain sheet ---------- 04
Pre-painted color steel coil (PPGI/PPGL) ---------- 05
Hot dipped Galvanized steel coil/Plain sheet ---------- 07
Alu-Zinc steel coil/Plain sheet (Galvalume steel) ---------- 09
Nano steel coil for Roofing panel&Wall panel ---------- 11
Hot dipped galvanized steel round Pipe(Water supply) ---------- 13
ERW Black welded steel Pipe ---------- 17
Black welded steel Tube ---------- 18
Carbon steel Seamless pipe ---------- 19
Spiral submerged arc welded pipe ---------- 23
Deformed Reinforcing Bars / Rebar / Debar ---------- 25
Wire rod(Fil a machine) ---------- 27
Equal Angle Bar ---------- 29
Unequal Leg Angles ---------- 31
Flat Steel Bar ---------- 33
Square Steel Bar ---------- 34
Hot rolled steel H-beam ---------- 35
Round Steel Bar ---------- 40
Hot rolled steel U channel Bar ---------- 41
Steel C Channel profile (C-Shape Purlin) ---------- 43
Steel Z-Shape Purlin ---------- 44
Bottle profile for Door ---------- 46
Corrugated steel sheet for Roofing or Wall ---------- 47
EPS Sandwich panel for Wall / Roofing ---------- 49
PU Sandwich panel for Wall / Roofing ---------- 51
Stone Coated Metal Roofing Tiles ---------- 52
Metal deck ---------- 59
Scaffolding pipe ---------- 61
Shoring Prop(Adjustable Jack) ---------- 63
U-Head Jack & Base Jack ---------- 64
International standard Steel grade List ---------- 65
Formula of metal items ---------- 66
Loading photos ---------- 67

Hot rolled steel coil(HRC) / Flat sheet










Hot rolled steel coil(HRC) / Flat sheet
Tôle acier laminée à chaud en bobine/tôle plane en feuille

* Cut to any length by plain sheet available
* Slit to any width by strip coil available
* Galvanising service available

Standard	ASTM A36 / JIS G3101 /EN10025/GB/AS1594(AS/NZS3678)
Steel Grade	Q195,Q235B,Q345B,SS400,SPHC,ST37/52,G250
Thickness	1.0 - 60.0 mm
Width(Roll/slitted coil)	50 - 2000mm
Standard width	1000mm/1200mm/1219mm/1250mm/1500mm
Coil Weight	500kgs - 20Tons (Regular coil weight 3-5tons)
Sheet packed by box	0.70 - 2.0mm x 1000mm x 2000mm
Each box weight	3768kgs

Chequered steel plate



Chequered steel plate
Tôle dacier laminée à chaud en damier

* Cut to any length by plain sheet available
* Galvanising service available

Standard	ASTM A36 / JIS G3101 /EN10025/GB/AS1594(AS/NZS3678)
Steel Grade	Q235B,Q345B,SS400,SPHC,ST37/52,G250
Standard width	1000mm/1200mm/1219mm/1250mm/1500mm

Thickness	Tolerance	Regular Width	Theorical Weight (Kgs per sqm)		
			Diamond	Flat Bean	Round Bean
2.0mm	±0.3	1250/1500mm	16	15.7	15.5
2.5mm	±0.3	1250/1500mm	21.6	21.3	21.1
3.0mm	±0.3	1250/1500mm	25.6	24.4	24.3
3.5mm	±0.3	1250/1500mm	29.5	28.4	28.3
4.0mm	±0.4	1250/1500mm	33.4	32.4	32.3
4.5mm	±0.5	1250/1500mm	38.6	38.3	36.2
5.0mm	±0.5	1250/1500mm	42.3	40.5	40.2
5.5mm	±0.5	1250/1500mm	46.2	44.3	44.1
6.0mm	±0.5	1250/1500mm	50.1	48.4	48.1
7.0mm	±0.6	1250/1500mm	59	58	52.4
8.0mm	±0.6	1250/1500mm	66.8	65.8	56.2






Cold Rolled steel coil/Flat plain sheet
Tôle acier laminée à froid en bobine/tôle plane en feuille

* Cut to any length by plain sheet available
* Slit to any width by strip coil available

Standard	ASTM / JIS G3141 /EN 10130/DIN 1623/GB/AS(NZS)
Steel Grade	SPCC, SPHC, DC01, DC02, DC03, DC04, ST12,ST13
Surface treatment	(B)Bright or (D)Dull
Hardness	HRB40 - HRB60
Thickness	0.13 - 2.50mm
Width	30 - 2000mm(Standard width in 1000mm/1200mm/1219mm/1250mm)
Coil Weight	500kgs - 20Tons (Regular coil weight 3-5tons)

Pre-painted color steel coil (PPGI/PPGL)







Pre-painted color steel coil (PPGI/PPGL)
Tôle acier prelaquée

* Produce to Corrugated sheet available
* Special Thick Color coating available
* Regular color available : Ocean Blue, White-grey, Red

  -TCT : Total Coating Thickness

  -BMT: Base Material Thickness

Standard	ASTM / JIS / BS /DIN / GB / AS(NZS)
Steel Grade	SGCC, SGCH, DX51D, SGH440, G250, G340, G450, G550
Base Material	Galvanized , Galvalume(Alu-Zinc) , Cold rolled steel
Coating Material	PE / SMP / HDP / PVDF
Top color coating	15 - 45microns (any color of RAL)
Back color coating	05 -15microns (off-White)
Thickness	0.14mm - 1.50mm (TCT or BMT)
Standard width	914/1000/1200/1219/1250mm (at buyer option)
Coil Weight	3 - 5Tons (at buyer option)
Coil I.D.	508mm / 610mm

Hot dipped Galvanized steel coil/Plain sheet



Hot dipped Galvanized steel coil/Plain sheet
Tôle galvanisée en bobine ou feuille (TPG)

* Produce to Corrugated sheet or other profile service available
* Cut to any length by plain flat sheet service available
* Slit to different baby strip coils service available

Standard	ASTM / JIS / BS /DIN / GB / AS(NZS)
Steel Grade	SGCC, SGCH, DX51D, SGH440, G250, G340, G450, G550
Hardness	HRB50 - HRB100 (Full hard Material available)
Surface	Regular spangle / big spangle / Zero spangle,
Thickness	0.13mm - 3.0mm
Standard width	762/900/914/1000/1200/1219/1250/1500mm (at buyer option)
Zinc coating	Z50 - 350gram/m2
Coil Weight	2Tons - 10Tons (Regular coil weight 3-5tons) at buyer option
Finishing	Chromated, Unoiled or oiled, Dry
Coil I.D.	508mm / 610mm






Hot dipped Galvanized steel coil/Plain sheet
Tôle galvanisée en bobine ou feuille

* Produce to CZU profile/stud/track service available

Standard	ASTM / JIS / BS /DIN / GB / AS(NZS)
Steel Grade	Q195, Q235B,Q345B, SGCC,G250, G350
Hardness	HRB50 - HRB65
Surface	Regular spangle / big spangle / Zero spangle,
Thickness	0.18mm - 3.0mm
Standard width	10 - 600mm (at buyer option)
Zinc coating	Z50 - 275gram/m2
Coil Weight	300kgs - 2Tons (at buyer option)
Finishing	Chromated, Unoiled or oiled, Dry
Coil I.D.	508mm

Alu-Zinc steel coil/Plain sheet (Galvalume steel)







Alu-Zinc steel coil/Plain sheet (Galvalume steel)
Tôle alu-zinguée en bobine/Tôle plane

* Produce to Corrugated sheet available
* Cut to any length by plain flat sheet available
  -TCT : Total Coating Thickness
  -BMT: Base Material Thickness

Standard	ASTM / JIS / BS /DIN / GB / AS(NZS)
Steel Grade	DX51D+AZ , SGH440, G250, G340, G450, G550
Hardness	HRB50 to HRB100 (Full hard Material available)
Coating Material	55% Aluminium,43% Zinc,2% other chemical
Thickness	0.17mm - 2.5mm (TCT or BMT)
Standard width	914/1000/1200/1219/1250mm (at buyer option)
Zinc coating	AZ50 - AZ200gram/m2
Coil Weight	3 - 5Tons (at buyer option)
Finishing	Chromated, Unoiled or oiled, Dry, Regular spangle, Anti-Finger print
Coil I.D.	508mm / 610mm

Nano steel coil for Roofing panel&Wall panel





Nano steel coil for Roofing panel&Wall panel

* Produce to Corrugated sheet or other profile service available
* Cut to any length by plain flat sheet available

Heat insulated

Corrosion Resistance

15 years warranty

Standard	ASTM / JIS / BS /DIN / GB / AS(NZS)
Steel Grade	G250, G350
Regular color	Blue,Green,Ivory,Silver grey,White
Surface Finishing	Nano coating
Thickness(TCT)	0.40mm, 0.45mm, 0.50mm
Standard width	1000mm
Thermal Conductivity	0.169 - 0.023w/m.k
Coil Weight	3Tons - 05Tons
Coil I.D.	508mm





Hot dipped galvanized steel round Pipe(Water supply)









Hot dipped galvanized steel round Pipe(Water supply)
Tube Rond galvanisé

* Processing :Threading ends , coupling and with plastic caps protected in two ends
* Cut to any length or special length available

Standard	ASTM A 53 / BS 1387-1985 / JIS / DIN / GB / AS(NZS)
Steel Grade	Q195,Q235,Q345,G250, G350, G450, G550
Zinc coating	220 - 350 grams / m2
Standard Length	5.8 Metre / 6.0metre

Nominal Size		Wall Thickness			Outside Diameter(mm)						Black tube Weight (kgs per metre)			Threaded	
DN	DN	mm			MAX.			Min.			Pain End				
mm	Inch	A	B	C	A	B	C	A	B	C	A	B	C	Thread number per inch	Length of pipe
15	1/2	2	2.6	3.2	21.4	21.7	21.7	21	21.1	21.1	0.99	1.27	1.5	14	11.4~15
20	3/4	2.3	2.6	3.2	26.9	27.2	27.2	26.4	26.6	26.6	1.44	1.63	1.94	14	12.7~16.3
25	1	2.6	3.2	4	33.8	34.2	34.2	33.2	33.4	33.4	2.06	2.5	3.03	11	14.5~19.1
32	1-1/4	2.6	3.2	4	42.5	42.9	42.9	41.9	42.1	42.1	2.64	3.22	3.92	11	16.8~21.4
40	1-1/2	2.9	3.2	4	48.4	48.8	48.8	47.8	48	48	3.35	3.7	4.51	11	16.8~21.4
50	2	2.9	3.6	4.5	60.2	60.8	60.8	59.6	59.8	59.8	4.23	5.21	6.36	11	21.1~25.7
65	2-1/2	3.2	3.6	4.5	76	76.6	76.6	75.2	75.4	75.4	5.9	6.65	8.15	11	23.2~30.2
80	3	3.2	4	5	88.7	89.5	89.5	87.9	88.1	88.1	6.94	8.64	10.58	11	26.3~33.3
100	4	3.6	4.5	5.4	113.9	114.9	114.9	113	113.3	-	10.06	12.59	14.88	11	32.3~39.3
125	5	-	5	5.4	-	140.6	140.6	-	138.7	-	-	17.06	18.31	11	36.6~43.6
150	6	-	5	5.4	-	166.1	166.1	-	164.1	-	-	20.25	21.79	11	36.6~43.6

NPS 1/8 to NPS 3 1/2

NPS	DN mm	OD inches (millimeters)	Wall Thickness inches (millimeters)							
			SCH 5	SCH 10	SCH 30	SCH 40	SCH 80	SCH 120	SCH 160	XXS
1/8	6	0.405 in	0.035 in	0.049 in	0.057 in	0.068 in	0.095 in	-	-	-
		(10.29 mm)	(0.889 mm)	(1.245 mm)	(1.448 mm)	(1.727 mm)	(2.413 mm)	-	-	-
1/4	8	0.540 in	0.049 in	0.065 in	0.073 in	0.088 in	0.119 in	-	-	-
		(13.72 mm)	(1.245 mm)	(1.651 mm)	(1.854 mm)	(2.235 mm)	(3.023 mm)	-	-	-
3/8	10	0.675 in	0.049 in	0.065 in	0.073 in	0.091 in	0.126 in	-	-	-
		(17.15 mm)	(1.245 mm)	(1.651 mm)	(1.854 mm)	(2.311 mm)	(3.200 mm)	-	-	-
1/2	15	0.840 in	0.065 in	0.083 in	-	0.109 in	0.147 in	-	-	0.294 in
		(21.34 mm)	(1.651 mm)	(2.108 mm)	-	(2.769 mm)	(3.734 mm)	-	-	(7.468 mm)
3/4	20	1.050 in	0.065 in	0.083 in	-	0.113 in	0.154 in	-	-	0.308 in
		(26.67 mm)	(1.651 mm)	(2.108 mm)	-	(2.870 mm)	(3.912 mm)	-	-	(7.823 mm)
1	25	1.315 in	0.065 in	0.109 in	-	0.133 in	0.179 in	-	-	0.358 in
		(33.40 mm)	(1.651 mm)	(2.769 mm)	-	(3.378 mm)	(4.547 mm)	-	-	(9.093 mm)
1 1/4	32	1.660 in	0.065 in	0.109 in	0.117 in	0.140 in	0.191 in	-	-	0.382 in
		(42.16 mm)	(1.651 mm)	(2.769 mm)	(2.972 mm)	(3.556 mm)	(4.851 mm)	-	-	(9.703 mm)
1 1/2	40	1.900 in	0.065 in	0.109 in	0.125 in	0.145 in	0.200 in	-	-	0.400 in
		(48.26 mm)	(1.651 mm)	(2.769 mm)	(3.175 mm)	(3.683 mm)	(5.080 mm)	-	-	(10.160 mm)
2	50	2.375 in	0.065 in	0.109 in	0.125 in	0.154 in	0.218 in	0.250 in	-	0.436 in
		(60.33 mm)	(1.651 mm)	(2.769 mm)	(3.175 mm)	(3.912 mm)	(5.537 mm)	(6.350 mm)	-	(11.074 mm)
2 1/2	65	2.875 in	0.083 in	0.120 in	0.188 in	0.203 in	0.276 in	0.300 in	-	0.552 in
		(73.02 mm)	(2.108 mm)	(3.048 mm)	(4.775 mm)	(5.156 mm)	(7.010 mm)	(7.620 mm)	-	(14.021 mm)
3	80	3.500 in	0.083 in	0.120 in	0.188 in	0.216 in	0.300 in	0.350 in	0.438 in	0.600 in
		(88.90 mm)	(2.108 mm)	(3.048 mm)	(4.775 mm)	(5.486 mm)	(7.620 mm)	(8.890 mm)	(11.125 mm)	(15.240 mm)
3 1/2	90	4.000 in	0.083 in	0.120 in	0.188 in	0.226 in	0.318 in	-	-	0.636 in
		(101.60 mm)	(2.108 mm)	(3.048 mm)	(4.775 mm)	(5.740 mm)	(8.077 mm)	-	-	(16.154 mm)

NPS 4 to NPS 9

NPS	DN mm	OD inches (millimeters)	Wall Thickness inches (millimeters)										
			SCH 5	SCH 10	SCH 20	SCH 30	SCH 40/STD	SCH 60	SCH 80	SCH 100	SCH 120	SCH 140	SCH 160
4	100	4.500 in	0.083 in	0.120 in	-	0.188 in	0.237 in	0.281 in	0.337 in	-	0.437 in	-	0.531 in
		(114.30 mm)	(2.108 mm)	(3.048 mm)	-	(4.775 mm)	(6.020 mm)	(7.137 mm)	(8.560 mm)	-	(11.100 mm)	-	(13.487 mm)
4 1/2	115	5.000 in	-	-	-	-	0.247 in	-	0.355 in	-	-	-	-
		(127.00 mm)	-	-	-	-	(6.274 mm)	-	(9.017 mm)	-	-	-	-
5	125	5.563 in	0.109 in	0.134 in	-	-	0.258 in	-	0.375 in	-	0.500 in	-	0.625 in
		(141.30 mm)	(2.769 mm)	(3.404 mm)	-	-	(6.553 mm)	-	(9.525 mm)	-	(12.700 mm)	-	(15.875 mm)
6	150	6.625 in	0.109 in	0.134 in	-	-	0.280 in	-	0.432 in	-	0.562 in	-	0.719 in
		(168.27 mm)	(2.769 mm)	(3.404 mm)	-	-	(7.112 mm)	-	(10.973 mm)	-	(14.275 mm)	-	(18.263 mm)
8	200	8.625 in	0.109 in	0.148 in	0.250 in	0.277 in	0.322 in	0.406 in	0.500 in	0.593 in	0.718 in	0.812 in	0.906 in
		(219.08 mm)	(2.769 mm)	(3.759 mm)	(6.350 mm)	(7.036 mm)	(8.179 mm)	(10.312 mm)	(12.700 mm)	(15.062 mm)	(18.237 mm)	(20.625 mm)	(23.012 mm)

NPS 10 to NPS 24

NPS	DN mm	OD inches (millimeters)	Wall Thickness inches (millimeters)									
			SCH 5s	SCH 5	SCH 10s	SCH 10	SCH 20	SCH 30	SCH 40s	SCH 40	SCH 60	SCH 80s	SCH 80
10	250	10.75 in	0.134 in	0.134 in	0.165 in	0.165 in	0.250 in	0.307 in	0.365 in	0.365 in	0.500 in	0.500 in	0.593 in
		(273.05 mm)	(3.404 mm)	(3.404 mm)	(4.191 mm)	(4.191 mm)	(6.350 mm)	(7.798 mm)	(9.271 mm)	(9.271 mm)	(12.700 mm)	(12.700 mm)	(15.062 mm)
12	300	12.75 in	0.156 in	0.165 in	0.180 in	0.180 in	0.250 in	0.330 in	0.375 in	0.406 in	0.500 in	0.500 in	0.687 in
		(323.85 mm)	(3.962 mm)	(4.191 mm)	(4.572 mm)	(4.572 mm)	(6.350 mm)	(8.382 mm)	(9.525 mm)	(10.312 mm)	(12.700 mm)	(12.700 mm)	(17.450 mm)
14	350	14.00 in	0.156 in	0.156 in	0.188 in	0.250 in	0.312 in	0.375 in	0.375 in	0.437 in	0.593 in	0.500 in	0.750 in
		(355.60 mm)	(3.962 mm)	(3.962 mm)	(4.775 mm)	(6.350 mm)	(7.925 mm)	(9.525 mm)	(9.525 mm)	(11.100 mm)	(15.062 mm)	(12.700 mm)	(19.050 mm)
16	400	16.00 in	0.165 in	0.165 in	0.188 in	0.250 in	0.312 in	0.375 in	0.375 in	0.500 in	0.656 in	0.500 in	0.843 in
		(406.40 mm)	(4.191 mm)	(4.191 mm)	(4.775 mm)	(6.350 mm)	(7.925 mm)	(9.525 mm)	(9.525 mm)	(12.700 mm)	(16.662 mm)	(12.700 mm)	(21.412 mm)
18	450	18.00 in	0.165 in	0.165 in	0.188 in	0.250 in	0.312 in	0.437 in	0.375 in	0.562 in	0.750 in	0.500 in	0.937 in
		(457.20 mm)	(4.191 mm)	(4.191 mm)	(4.775 mm)	(6.350 mm)	(7.925 mm)	(11.100 mm)	(9.525 mm)	(14.275 mm)	(19.050 mm)	(12.700 mm)	(23.800 mm)
20	500	20.00 in	0.188 in	0.188 in	0.218 in	0.250 in	0.375 in	0.500 in	0.375 in	0.593 in	0.812 in	0.500 in	1.031 in
		(508.00 mm)	(4.775 mm)	(4.775 mm)	(5.537 mm)	(6.350 mm)	(9.525 mm)	(12.700 mm)	(9.525 mm)	(15.062 mm)	(20.625 mm)	(12.700 mm)	(26.187 mm)
24	600	24.00 in	0.218 in	0.218 in	0.250 in	0.250 in	0.375 in	0.562 in	0.375 in	0.687 in	0.968 in	0.500 in	1.218 in
		(609.60 mm)	(5.537 mm)	(5.537 mm)	(6.350 mm)	(6.350 mm)	(9.525 mm)	(14.275 mm)	(9.525 mm)	(17.450 mm)	(24.587 mm)	(12.700 mm)	(30.937 mm)

ERW Black welded steel Pipe






ERW Black welded steel Pipe
(Round Hollow section/Oval Hollow Section)
Tuyau-tube rond/ovale acier noir

* Cut to any length or special length available
* Pre-Galvanized strip pipe available
* Hot dipped Galvanized available
* Other profile of pipe processing available

Standard	ASTM A 53 / BS 1387-1985 / JIS / DIN / GB / AS(NZS)
Steel Grade	Q195,Q235,Q345,G250, G350, G450, G550
Surface	Black , Bright , Zinc coating
Round section	11.8mm – 166.0mm
Oval section	9.5 x 17mm – 30 x 60mm
Wall Thickness	0.40mm to up
Standard Length	5.8 Metre / 6.0metre



Black welded steel Tube
(Square Hollow section/Rectangle Hollow Section)
Tube carré/rectangle acier noir

* Cut to any length or special length available
* Pre-Galvanized strip pipe available
* Hot dipped Galvanized available
* Other profile of pipe processing available

Standard	ASTM A 53 / BS 1387-1985 / JIS / DIN / GB / AS(NZS)
Steel Grade	Q195,Q235,Q345,G250, G350, G450, G550
Surface	Black , Bright , Zinc coating
Square section	13 x 13mm – 400 x 400mm
Rectangle section	10 x 20mm -- 300 x 400mm
Wall Thickness	0.40mm to up
Standard Length	5.8 Metre / 6.0metre



ERW Black welded steel Tube
(L/ T / Z Hollow section for Window Frame)
Tube L/T/Z pour support de fenêtre acier noir

Size: 28 x 28mm/29x29mm/34x34mm/38x38mm

Carbon steel Seamless pipe









Carbon steel Seamless pipe
Tube Rond d'acier sans couture

Standard	API, ASTM, EN, GB
Steel Grade	ASTM / ASME A 53 GR. A & B, ASTM A 106 GR. A, B & C. API 5L GR. B, API 5L X 42, X 46, X 52, X 60, X 65 & X 70.ASTM / ASME A 691 GR A, B & C
Surface	Oil Painted
Wall Thickness	SCH5-SCHXXS(0.5mm - 150mm)
Outside diameter	1/8"-48" (4mm - 3048mm)
End	Plain End, Beveled End, Threaded
Certification	API
Standard Length	5.8m, 6m, 11.8m, 12m, or as required
Application range	petroleum, chemical, power, gas, water, mater metallurgy, construction

API 5L-2004 Line pipe

Norminal size (inch)	Outside Diameter (mm)	Wall Thickness (mm)	Unit weight (kg/m)	Minimum Hydraustatic Test Pressure.(Kpax100)						
				Steel grade						
				A	B	X42	X46	X52	X56	X60
4-1/2"	114.3	5.2	13.99	113	132	158	173	196	207	207
		6	16.02	130	152	183	200	207	207	207
		6.4	17.03	139	162	195	207	207	207	207
		7.1	18.77	154	180	207	207	207	207	207
		7.9	20.73	172	193	207	207	207	207	207
		8.6	22.42	187	193	207	207	207	207	207
5-9/16"	141.3	5.6	18.74	98	115	138	151	171	184	197
		6.6	21.94	116	135	163	178	201	207	207
		7.1	23.5	125	145	175	191	207	207	207
		7.9	25.99	139	162	195	207	207	207	207
		8.7	28.45	153	178	207	207	207	207	207
		9.5	30.88	167	193	207	207	207	207	207
6-5/8"	168.3	5.6	22.47	83	96	145	158	179	193	207
		6.4	25.55	94	110	165	181	205	207	207
		7.1	28.22	105	122	184	201	207	207	207
		7.9	31.25	117	136	204	207	207	207	207
		8.7	34.24	128	149	207	207	207	207	207
		9.5	37.2	140	163	207	207	207	207	207
8-5/8"	219.1	5.2	27.43	59	69	103	113	128	137	147
		6.4	33.57	73	84	127	139	157	169	181
		7.0	36.67	79	92	139	152	172	185	198
		7.9	41.14	90	104	157	171	194	207	207
		8.7	45.14	99	115	173	189	207	207	207
		9.5	49.1	108	125	189	206	207	207	207
10-3/4"	273.1	6.4	42.09	58	68	116	126	143	154	165
		7.1	46.57	65	75	128	140	159	171	183
		7.8	51.03	71	83	141	154	174	187	201
		8.7	56.72	79	92	157	172	194	207	207
		9.3	60.5	85	98	168	184	207	207	207
		10.3	66.75	94	109	186	204	207	207	207
12-3/4"	323.9	6.4	50.11	49	57	97	106	121	130	139
		7.1	55.47	54	63	108	118	134	144	154
		7.9	61.56	61	71	120	131	149	160	172
		8.4	65.35	64	75	128	140	158	170	183
		9.5	73.65	73	85	145	158	179	192	206
		10.3	79.65	79	92	157	171	194	207	207
13-3/8"	339.7	11.1	85.62	85	99	169	185	207	207	207
		7.0	57.43	51	59	102	111	125	135	145
		8.0	65.44	59	68	116	126	144	155	166
		9.0	73.4	66	77	130	143	161	174	187
		9.5	77.36	70	81	138	151	171	184	196
		10.3	83.67	75	87	150	163	185	199	207
		12.0	96.97	88	106	174	191	207	207	207
		12.7	102.41	93	112	185	202	207	207	207
14"	355.6	7.1	61.02	50	58	98	108	122	131	141
		8.7	74.42	61	71	121	132	149	161	172
		10.3	87.71	72	84	143	156	177	190	204
		11.1	94.3	78	90	154	168	191	205	207
		12.7	107.39	89	103	176	192	207	207	207
16"	406.4	7.9	77.63	48	56	96	105	119	128	137
		8.7	85.32	53	62	106	115	131	141	151
		9.5	92.98	58	68	115	126	143	153	165
		10.3	100.61	63	74	125	137	155	166	178
		11.1	108.2	68	79	134	147	167	180	192
		11.9	115.77	73	85	144	158	179	192	206
		12.7	123.3	78	90	154	168	191	205	207
18"	457	9.5	104.84	52	60	102	112	127	136	146
		10.3	113.46	56	65	111	121	138	148	159
		11.1	122.05	60	70	120	131	148	159	171
		11.9	130.62	65	75	128	140	159	171	183
		12.7	139.15	69	80	137	150	170	182	196
		14.3	156.11	78	90	154	169	191	205	207
		15.9	172.95	86	101	172	187	207	207	207

API 5CT Casing pipe

Size				Theory Weight						Type of Thread		
Outside Diameter		Wall Thickness		Plain ends		Threads and Couplings		J-55 & K-55		Short	Long	Butt-ress
in.	mm	in.	mm	lb/ft	kg/m	lb/ft	kg/m	Std.	Alt.			
4-1/2″	114.30	0.205	5.21	9.40	13.99	9.50	14.14	3,000	4,000	X		
		0.224	5.69	10.23	15.22	10.50	15.63	3,000	4,000	X		X
		0.250	6.35	11.35	16.89	11.60	17.26	3,000	4,900	X	X	X
5″	127.00	0.220	5.59	11.23	16.71	11.50	17.11	3,000	3,900	X		
		0.253	6.43	12.83	19.09	13.00	19.35	3,000	4,500	X	X	X
		0.296	7.52	14.87	22.13	15.00	22.32	3,000	5,200	X	X	X
5-½″	139.70	0.244	6.20	13.70	20.39	14.00	20.83	3,000	3,900	X		
		0.275	6.98	15.35	22.84	15.50	23.07	3,000	4,400	X	X	X
		0.304	7.72	16.87	25.11	17.00	25.30	3,000	4,900	X	X	X
6-5/8″	168.30	0.288	7.32	19.49	29.01	20.00	29.76	-	-	X		
		0.288	7.32	19.49	29.01	20.00	29.76	3,000	3,800	X	X	X
		0.352	8.94	23.58	35.09	24.00	35.72	3,000	4,700	X	X	X
7″	177.80	0.231	5.87	16.70	24.85	17.00	25.30	-	-	X		
		0.272	6.91	19.54	29.08	20.00	29.76	3,000	3,400	X		
		0.317	8.05	22.63	33.68	23.00	34.23	3,000	4,000	X	X	X
		0.362	9.19	25.66	38.19	26.00	38.69	3,000	4,600	X	X	X
7-5/8″	193.70	0.300	7.62	23.47	34.95	24.00	35.72	-	-	X		
		0.328	8.33	25.56	38.04	26.40	39.29	3,000	3,900	X	X	X
8-5/8″	219.10	0.264	6.71	23.57	35.08	24.00	35.72	2,700	-	X		
		0.304	7.72	27.02	40.21	28.00	41.67	-	-	X		
		0.352	8.94	31.10	46.28	32.00	47.62	-	-	X		
		0.352	8.94	31.10	46.28	32.00	47.62	3,000	3,600	X	X	X
		0.400	10.16	35.14	52.30	36.00	53.58	3,000	4,100	X	X	X
9-5/8″	244.50	0.312	7.92	31.03	46.18	32.30	48.07	-	-	X		
		0.352	8.94	34.86	51.88	36.00	53.58	-	-	X		
		0.352	8.94	34.86	51.88	36.00	53.58	3,000	3,200	X	X	X
		0.395	10.03	38.94	57.95	40.00	59.53	3,000	3,600	X	X	X
10-3/4″	273.00	0.279	7.09	31.20	46.43	32.75	48.74	-	-	X		
		0.350	8.89	38.88	57.86	40.50	60.27	-	-	X		
		0.350	8.89	38.88	57.86	40.50	60.27	2,100	2,900	X		X
		0.400	10.16	44.22	65.81	45.50	67.71	2,500	3,300	X		X
		0.450	11.43	49.50	73.67	51.00	75.90	2,800	3,700	X		X
11-3/4″	298.40	0.333	8.46	40.60	60.42	42.00	62.50	-	-	X		
		0.375	9.52	45.56	67.80	47.00	69.95	2,100	2,800	X		X
		0.435	11.05	52.57	78.23	54.00	80.36	2,400	3,300	X		X
		0.489	12.42	58.81	87.52	60.00	89.29	2,700	3,700	X		X
13-3/8″	339.70	0.330	8.38	45.98	68.43	48.00	71.43	-	-	X		
		0.380	9.65	52.74	78.49	54.50	81.11	1,900	2,500	X		X
		0.430	10.92	59.45	88.47	61.00	90.78	2,100	2,800	X		X
		0.480	12.19	66.10	98.38	68.00	101.20	2,400	3,200	X		X
		0.375	9.52	62.58	93.13	65.00	96.73	-	-	X		
16″	406.40	0.438	11.13	72.72	108.22	75.00	111.62	1,800	-	X		X
		0.495	12.57	81.97	121.99	84.00	125.01	2,000	-	X		X
18-5/8″	473.10	0.435	11.05	84.51	125.77	87.50	130.22	-	-	X		
		0.435	11.05	84.51	125.77	87.50	130.22	1,500	-	X		X
20″	508.00	0.438	11.13	91.51	136.19	94.00	139.89	-	-	X		X
		0.438	11.13	91.51	136.19	94.00	139.89	1,400	-	X	X	X
		0.500	12.70	104.13	154.97	106.50	158.49	1,600	-	X	X	X

Spiral submerged arc welded pipe









Spiral submerged arc welded pipe
Tube rond soudé à l'arc en spirale

Standard	API 5L, ASTM A252, EN10217,ISO3183, GB/T9711,
Steel Grade	API 5L-Line pipe PSL 1, PSL2,Grade A,B,X42,X46,X52,X56,X60,X65 ASTM A252 - Welded steel pipe piles Grade 1,2,3
Standard Length	5.8m, 6m, 11.8m, 12m, or as required
Application range	petroleum, chemical, gas, water, Piles, construction

OD mm	Wall thickness mm								
	6	7	8	9	10	11	12	13	14
219.1									
273.1									
323.9									
35.6									
406.4									
426									
478									
529									
630									
720									
820									
920									
1020									
1120									
1220									
1420									
1620									
1820									

Deformed Reinforcing Bars / Rebar / Debar









Deformed Reinforcing Bars / Rebar / Debar
Fer à beton

Standard	BS4449,ASTM A615,EN,DIN,GB1499-2007,AS/NZS
Steel Grade	Gr460B,Gr500B,FEE500,HRB335 HRB400 HRB500,etc
Diameter	Φ6mm - Φ50mm
Standard Length	6meter, 9meter, 12meter (6mm/8mm/10mm in coil)
Shipment	Ship by bulk Vessel or Container

规格 Size(mm)	内径 Base Diameter (mm)	横肋高 Transverse Rib Height(mm)	纵肋高 Longitudinal Rib Height(mm)	横肋间距 Transverse Rib Spacing(mm)	理重 Unit Weight(kg/m)
6	5.8±0.3	0.6±0.3	≤0.8	4±0.5	0.222
8	7.7±0.4	$0.8_{-0.3}^{+0.4}$	≤1.1	5.5±0.5	0.395
10	9.6±0.4	1±0.4	≤1.3	7±0.5	0.617
12	11.5±0.4	1.2±0.4	≤1.6	8±0.5	0.888
14	13.4±0.4	$1.4^{+0.4}_{-0.5}$	≤1.8	9±0.5	1.21
16	15.4±0.4	$1.5^{+0.4}_{-0.5}$	≤1.9	10±0.5	1.58
18	17.3±0.4	1.6±0.5	≤2	10±0.5	2.00
20	19.3±0.5	1.7±0.5	≤2.1	10±0.8	2.47
22	21.3±0.5	1.9±0.6	≤2.4	10.5±0.8	2.98
25	24.2±0.5	2.1±0.6	≤2.6	12.5±0.8	3.85
28	27.2±0.6	2.2±0.6	≤2.7	12.5±1.0	4.83
32	31±0.6	$2.4^{+0.8}_{-0.7}$	≤3	14±1.0	6.31
36	35±0.6	$2.6^{+1.0}_{-0.8}$	≤3.2	15±1.0	7.99

Wire rod(Fil a machine)







Wire rod(Fil a machine)

* Cold drawn to special diameter Available
* Small coil package processing Available

Standard	ASTM,JIS,GB
Steel Grade	SAE1006 SAE1008 SAE1010 SAE1012 SAE1015 SAE1018 Q195 Q215B Q235B Q345B SS540
Diameter	Φ5.5mm - Φ14mm
Regular diameter	5.5mm,6.0mm,6.5mm,8mm,10mm,12mm,14mm
Packing	in Coil (Each roll 1900kgs - 2400kgs)
Shipment	Ship by bulk Vessel or Container

Equal Angle Bar











Equal Angle Bar
Cornière à angle égale

* Cut to special length and punch hole service Available
* Galvanized,Rex Oxide or Primer coating service Available
* Cold forming type angle Available
* Special size 20#,35#,45# Available

Standard	AISI,ASTM,DIN,JIS,GB
Steel Grade	SS400,SS540,Q235B,Q345B,S235JR,ST37-2
Type	Hot rolled (Equal edge)
Standard Length	6.0metre / 9.0metre / 12.0metre

Item	Size(mm)	Weight kgs/m
2.5#	25x25x3	1.107
	25x25x4	1.444
3#	30x30x3	1.342
	30x30x4	1.758
4#	40x40x3	1.813
	40x40x4	2.386
	40x40x5	2.944
5#	50x50x4	3.014
	50x50x5	3.729
	50x50x6	4.427
6#	60x60x5	4.514
	60x60x6	5.369
6.3#	63x63x5	4.749
	63x63x6	5.652
	63x63x8	7.41
7#	70x70x5	5.299
	70x70x6	6.311
	70x70x7	7.308
	70x70x8	8.29

Item	Size(mm)	Weight kgs/m
7.5#	75x75x5	5.691
	75x75x6	6.782
	75x75x7	7.858
	75x75x8	8.918
	75x75x10	10.99
8#	80x80x6	7.253
	80x80x8	9.546
	80x80x10	11.775
9#	90x90x8	10.802
	90x90x10	13.345
	90x90x12	15.826
10#	100x100x6	9.137
	100x100x8	12.058
	100x100x10	14.915
	100x100x12	17.71
11#	110x110x8	13.314
	110x110x10	16.485
	110x110x12	19.594
	110x110x14	22.639

Item	Size(mm)	Weight kgs/m
12.5#	125x125x8	15.198
	125x125x10	18.84
	125x125x12	22.42
	125x125x14	25.936
14#	140x140x10	21.195
	140x140x12	25.246
	140x140x14	29.233
16#	160x160x12	29.014
	160x160x14	33.629
	160x160x16	38.182
	160x160x18	42.673
18#	180x180x12	32.782
	180x180x14	38.025
	180x180x16	43.206
	180x180x18	48.325
20#	200x200x14	42.421
	200x200x16	48.23
	200x200x18	53.977
	200x200x20	59.66

Unequal Leg Angles





Unequal Leg Angles
Cornière à angle inégale

* Cut to special length and punch hole service Available
* Galvanized,Rex Oxide or Primer coating service Available
* Cold forming type angle Available

Standard	AISI,ASTM,DIN,JIS,GB
Steel Grade	SS400,SS540,Q235B,Q345B,S235JR,ST37-2
Type	Hot rolled (Unequal edge)
Standard Length	6.0metre / 9.0metre / 12.0metre

Item	Size(mm)	Weight kgs/m
25x16	25x16x3	0.895
	25x16x4	1.162
32x20	32x20x3	1.154
	32x20x4	1.507
40x25	40x25x3	1.46
	40x25x4	1.915
45x28	45x28x3	1.649
	45x28x4	2.167
50x32	50x32x3	1.86
	50x32x4	2.449
56x36	56x36x3	2.096
	56x36x4	2.763
	56x36x5	3.415
63x40	63x40x4	3.109
	63x40x5	3.847
	63x40x6	4.569
	63x40x7	5.275
70x45	70x45x4	3.485
	70x45x5	4.318
	70x45x6	5.134
	70x45x7	5.935

Item	Size(mm)	Weight kgs/m
75x50	75x50x5	4.71
	75x50x6	5.605
	75x50x8	7.348
	75x50x10	9.028
80x50	80x50x5	4.906
	80x50x6	5.84
	80x50x7	6.759
	80x50x8	7.662
90x56	90x56x5	5.534
	90x56x6	6.594
	90x56x7	7.638
	90x56x8	8.666
100x63	100x63x6	7.395
	100x63x7	8.572
	100x63x8	9.734
	100x63x10	12.011
100x80	100x80x6	8.195
	100x80x7	9.506
	100x80x8	10.802
	100x80x10	13.345

Item	Size(mm)	Weight kgs/m
110x70	110x70x6	8.195
	110x70x7	9.506
	110x70x8	10.802
	110x70x10	13.345
125x80	125x80x7	10.88
	125x80x8	12.372
	125x80x10	15.308
	125x80x12	18.181
140x90	140x90x8	13.942
	140x90x10	17.27
	140x90x12	20.536
	140x90x14	23.738
160x100	160x100x10	19.625
	160x100x12	23.362
	160x100x14	27.035
	160x100x16	30.646
180x110	180x110x10	21.98
	180x110x12	26.188
	180x110x14	30.332
	180x110x16	34.414
200x125	200x125x12	29.485
	200x125x14	34.179
	200x125x16	38.81
	200x125x18	43.379

Flat Steel Bar






Flat Steel Bar- Hot rolled steel bars with Rectangular cross-section Fer plat

* Galvanized,Rex Oxide or Primer coating service Available

Standard	EN 10025,ASTM,DIN,JIS,GB
Steel Grade	SS400,SS540,Q235B,Q345B,S235JR,ST37-2
Type of Edge	Hot rolled type in Round edge / Slitted in sharp edge
Width	10mm - 500mm
Thickness	2.0mm - 10.0mm
Standard Length	6.0metre / 9.0metre / 12.0metre



Square Steel Bar –Hot Rolled steel bars with square cross-section
Fer carré

* Galvanized,Rex Oxide or Primer coating service Available
* Steel Billet/Casting bloom/Primary square bar Available

Standard	EN 10025,ASTM,DIN,JIS,GB
Steel Grade	SS400,SS540,Q235B,Q345B,S235JR,ST37-2
Type	Hot rolled Carbon steel
Size	8x8mm - 60x60mm
Standard Length	6.0metre

Hot rolled steel H-beam







Hot rolled steel H-beam(Wide flange)
Poutrelle H

* Galvanized,Rex Oxide or Primer coating service Available

Standard	AISI,ASTM,DIN,JIS,GB,EN1025,
Steel Grade	SS400,SS540,Q235B,Q345B,S235JR,ST37-2
Type	H-Section Steel (Wide flange)
Standard Length	6.0metre / 9.0metre / 12.0metre

Model	Nominal size	Size (mm)			Weight kg/m
		H × B	s	t	
HW	100×100	100×100	6	8	17.2
	125×125	125×125	5.5	9	23.8
	150×150	150×150	7	10	31.9
	175×175	175×175	7.5	11	40.3
	200x200	200×200	8	12	50.5
		200×204	12	12	56.7
	250x250	250×250	9	14	72.4
		250x250	14	14	82.3
	300x300	294×302	12	12	85
		300×300	10	15	94.5
		300×305	15	15	106
	350x350	344×348	10	16	115
		350×350	12	19	137
	400x400	388×402	15	15	141
		394×398	11	18	147
		400×400	13	21	172
		400×408	21	21	197
		414×405	18	28	233
		428×407	20	35	284
		458×417	30	50	415
		498×432	45	70	605

Hot rolled steel H-beam



Hot rolled steel H-beam(Medium flange) -IPE

* Galvanized,Rex Oxide or Primer coating service Available

Standard	AISI,ASTM,DIN,JIS,GB,EN1025,
Steel Grade	SS400,SS540,Q235B,Q345B,S235JR,ST37-2
Type	H-Section Steel (Medium flange)
Standard Length	6.0metre / 9.0metre / 12.0metre

Model	Nominal size	Size (mm)			Weight kg/m
		H × B	s	t	
HM	150x100	148×100	8	9	21.4
	200x150	194×150	6	9	31.2
	250x175	244×175	7	11	44.1
	300x200	294×200	8	12	57.3
	350x250	340×250	9	14	79.7
	400x300	390×300	10	16	107
	450x300	440×300	11	18	124
	500x300	482×300	11	15	115
		488×300	11	18	129
	600x300	582×300	12	17	137
		588×300	12	20	151
		594×302	14	23	175



Hot rolled steel I-beam(Narrow flange) -IPN
Poutrelle I

* Galvanized,Rex Oxide or Primer coating service Available

Standard	AISI,ASTM,DIN,JIS,GB,EN1025,
Steel Grade	SS400,SS540,Q235B,Q345B,S235JR,ST37-2
Type	I-Section Steel (Narrow flange)
Standard Length	6.0metre / 9.0metre / 12.0metre

Model	Nominal size	Size (mm)			Weight kg/m
		H × B	s	t	
HN	100×50	100×50	5	7	9.54
	125×50	125×50	6	8	13.3
	150×75	150×75	5	7	14.3
	175×90	175×90	5	8	18.2
	200x100	198×99	4.5	7	18.5
		200×100	5.5	8	21.7
	250x125	248×124	5	8	25.8
		250×125	6	9	29.7
	300x150	298×149	5.5	8	32.6
		300×150	6.5	9	37.3
	350x175	346×174	6	9	41.8
		350×175	7	11	50
	400x150	400×150	8	13	55.8
	400x200	396×199	7	11	56.7
		400×200	8	13	66
	450x150	450×150	9	14	65.5
	450x200	446×199	10	12	66.7
		450×200	9	14	76.5
	500x150	500×150	10	16	77.1
	500x200	496×199	11	14	79.5
		500×200	12	16	89.6
		506×201	13	19	103
	600x200	596×199	14	15	95.1
		600×200	14	17	106
		606×201	15	20	120
	700x300	692×300	16	20	166
		700×300	18	24	185
	800x300	792×300	16	22	191
		800×300	18	26	210
	900x300	890×299	15	23	213
		900×300	16	28	243
		912×302	18	34	286

Hot rolled steel H-beam

IPEAA & IPN Dimensions Acc. to EN 1025/1 Standard

* Galvanized,Rex Oxide or Primer coating service Available

Standard	EN 10025, EN 17100
Steel Grade	S235JR G2,RST37.2
Standard Length	6.0metre / 9.0metre / 12.0metre

IPE	Weight kg/m	Dimensions mm				Cross section cm^2	Section modulus cm^3	
		h	b	s	t	F	Wx	Wy
80	6	80	46	3.8	5.2	7.64	20.03	3.69
100	8.1	100	55	4.1	5.7	10.32	34.2	5.79
120	10.4	120	64	4.4	6.3	13.21	52.96	8.65
140	12.9	140	73	4.7	6.9	16.43	77.32	12.31
160	15.8	160	82	5	7.4	20.09	108.7	16.66
180	18.8	180	91	5.3	8	23.95	146.3	22.16
200	22.4	200	100	5.6	8.5	28.48	194.3	28.47
220	26.2	220	110	5.9	9.2	33.37	252	37.25
240	30.7	240	120	6.2	9.8	39.12	324	47.27
270	36.1	270	135	6.6	10.2	45.94	428.9	62.2
300	42.2	300	150	7.1	10.7	53.81	557.1	80.5
330	49.1	330	160	7.5	11.5	62.61	713.1	98.52
360	57.1	360	170	8	12.7	72.73	903.6	122.8
400	66.3	400	180	8.6	13.5	84.46	1156	146.4
450	77.6	450	190	9.4	14.6	98.82	1500	176.4
500	90.7	500	200	10.2	16	115.5	1928	214.2
550	106	550	210	11.1	17.2	134.4	2441	254.1
600	122	600	220	12	19	156	3069	307.9

IPN	Weight kg/m	Dimensions mm				Cross section cm^2	Section modulus cm^3	
		h	b	s	t	F	Wx	Wy
80	5.94	80	42	3.9	5.9	7.58	19.5	3
100	8.34	100	50	4.5	6.8	10.6	34.2	4.88
120	11.1	120	58	5.1	7.7	14.2	54.7	7.41
140	14.3	140	66	5.7	8.6	18.3	81.9	10.7
160	17.9	160	74	6.3	9.5	22.8	117	14.8
180	21.9	180	82	6.9	10.4	27.9	161	19.8
200	26.2	200	90	7.5	11.3	33.4	214	26
220	31.1	220	98	8.1	12.2	39.5	278	33.1
240	36.2	240	106	8.7	13.1	46.1	354	41.7
260	41.9	260	113	9.4	14.1	53.3	442	51
280	47.9	280	119	10.1	15.2	61	542	61.2
300	54.2	300	125	10.8	16.2	69	653	72.2
320	61	320	131	11.5	17.3	77.7	782	84.7
340	68	340	137	12.2	18.3	86.7	923	98.4
360	76.1	360	143	13	19.5	97	1090	114
400	92.4	400	155	14.4	21.6	118	1460	149
450	115	450	170	16.2	24.3	147	2040	203
500	141	500	185	18	27	179	2750	268
550	166	550	200	19	30	212	3610	349



Round Steel Bar –Hot Rolled steel bars with circular cross-section
Fer rond

* Galvanized,Rex Oxide or Primer coating service Available

Standard	ASTM,JIS,GB
Steel Grade	S235JR G2,45# - 70#,60CrMo,etc. Q195 Q215B Q235B Q345B SS540
Diameter	Φ10mm - Φ90mm
Standard length	6Meters

Hot rolled steel U channel Bar







Hot rolled steel U channel Bar
Poutrelle d'acier en U

* Galvanized,Rex Oxide or Primer coating service Available
* Cold forming type Channel Available

Standard	AISI,ASTM,DIN,JIS,GB,EN
Steel Grade	SS400,SS540,Q235B,Q345B,S235JR,ST37-2
Type	Equal edge
Standard Length	6.0metre / 9.0metre / 12.0metre

No.	Size(mm)	Weight kgs/m
5	50x37x4.5	5.438
6.3	63x40x4.8	6.634
8	80x43x5.0	8.045
10	100x48x5.3	10.007
12.6	126x53x5.5	12.318
14#a	140x58x6.0	14.535
14#b	140x60x8.0	16.733
16#a	160x63x6.5	17.24
16#b	160x65x8.5	19.754
18#a	180x68x7	20.174
18#b	180x70x9	23
20#a	200x73x7	22.637
20#b	200x75x9	25.777
22#a	220x77x7	24.999
22#b	220x79x9	28.453

No.	Size(mm)	Weight kgs/m
25#a	250x78x7	27.41
25#b	250x80x9	31.335
25#c	250x82x11	35.26
28#a	280x82x7.5	31.427
28#b	280x84x9.5	35.823
28#c	280x86x11.5	40.219
32#a	320x88x8	38.083
32#b	32090x10	43.107
32#c	320x92x12	48.131
36#a	360x96x9	47.814
36#b	360x98x11	53.466
36#c	360x100x13	59.118
40#a	400x100x10	58.928
40#b	400x102x12.5	65.208
40#c	400x104x14.5	71.488

Steel C Channel profile (C-Shape Purlin)



Steel C Channel profile (C-Shape Purlin)
Poutrelle d'acier en C

* Galvanized,Rex Oxide or Primer coating service Available
* Hole punching processing Available

Standard	ASTM,DIN,JIS,GB,EN,AS/NZS
Steel Grade	SS400,SS540,Q235B,Q345B,S235JR,G250,G350,G450
Thickness	0.7mm to 3.5mm
Length	any length

Code	Size(HxBxCxT)	Weight(kg/m)
1	80×40×20×2.5mm	3.925
2	80×40×20×3.0mm	4.71
3	100×50×20×2.5mm	4.71
4	100×50×20×3.0mm	5.652
5	120×50×20×2.5mm	5.103
6	120×50×20×3.0mm	6.123
7	120×60×20×2.5mm	5.495
8	120×60×20×3.0mm	6.594
9	120×70×20×2.5mm	5.888
10	120×70×20×3.0mm	7.065
11	140×50×20×2.5mm	5.495
12	140×50×20×3.0mm	6.594
13	160×50×20×2.5mm	5.888
14	160×50×20×3.0mm	7.065
15	160×60×20×2.5mm	6.28
16	160×60×20×3.0mm	7.536
17	160×70×20×2.5mm	6.673
18	160×70×20×3.0mm	8.007
19	180×50×20×2.5mm	6.28
20	180×50×20×3.0mm	7.536

Code	Size(HxBxCxT)	Weight(kg/m)
21	180×60×20×2.5mm	6.673
22	180×60×20×3.0mm	8.007
23	180×70×20×2.5mm	7.065
24	180×70×20×3.0mm	8.478
25	200×50×20×2.5mm	6.673
26	200×50×20×3.0mm	8.007
27	200×60×20×2.5mm	7.065
28	200×60×20×3.0mm	8.478
29	200×70×20×2.5mm	7.458
30	200×70×20×3.0mm	8.949
31	220×60×20×2.5mm	7.4567
32	220×60×20×3.0mm	8.949
33	220×70×20×2.5mm	7.85
34	220×70×20×3.0mm	9.42
35	250×75×20×2.5mm	8.634
36	250×75×20×3.0mm	10.362
37	280×80×20×2.5mm	9.42
38	280×80×20×3.0mm	11.304
39	300×80×20×2.5mm	9.813
40	300×80×20×3.0mm	11.775

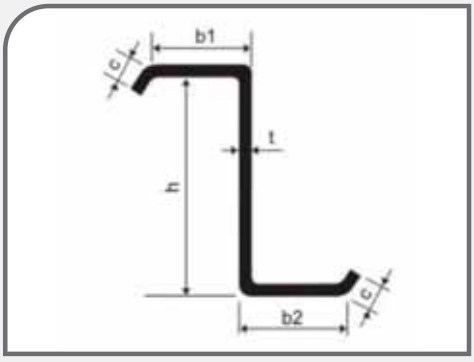







Steel Z-Shape Purlin
Poutrelle d'acier en Z

* Galvanized,Rex Oxide or Primer coating service Available
* Hole punching processing Available

Standard	ASTM,DIN,JIS,GB,EN,AS/NZS
Steel Grade	SS400,SS540,Q235B,Q345B,S235JR,G250,G350,G450
Thickness	0.7mm to 3.5mm
Length	any length

Code	H(mm)	b2(mm)	b1(mm)	t(mm)	C(mm)	Kgs/Metre
140#	140	50	50	3	20	6.594
160#	160	50	50	2.5	20	5.889
180#	180	60	60	2.5	20	6.673
180#	180	60	60	3	20	8.007
200#	200	60	60	2.5	20	7.065
200#	200	60	60	3	20	8.478

Zed and Cee sections purlin(Australian Standard)

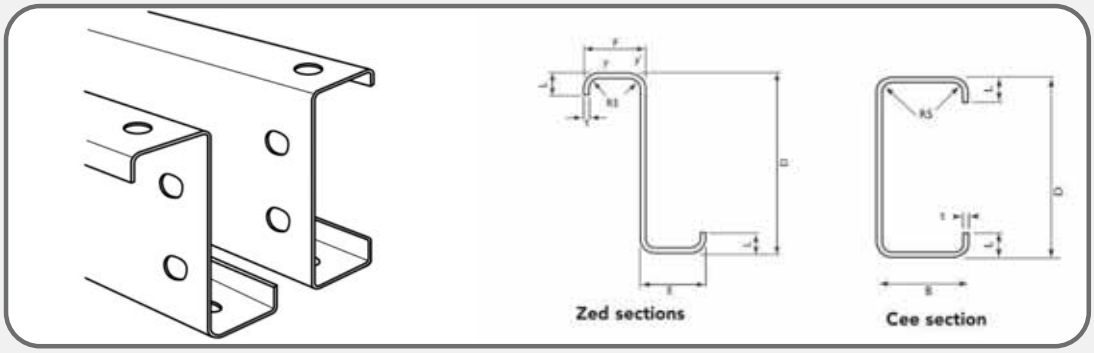

Zed and Cee sections purlin(Australian Standard)

* Hole punching processing Available

Standard	Steel complying with AS1397—1993
Steel Grade	G250,G350,G450,G500,G550
Thickness	1.0mm to 3.0mm (BMT)
Coating mass	350 g/m2
Length	any length

Catalogue number	T(mm)	D(mm)	Mass per unit length kg/m	Zeds			Cees	
				E(mm)	F(mm)	L(mm)	B(mm)	L(mm)
Z/C10010	1.0	102	1.78	53	49	12.5	51	12.5
Z/C10012	1.2	102	2.10	53	49	12.5	51	12.5
Z/C10015	1.5	102	2.62	53	49	13.5	51	13.5
Z/C10019	1.9	102	3.29	53	49	14.5	51	14.5
Z/C15012	1.2	152	2.89	65	61	15.5	64	14.5
Z/C15015	1.5	152	3.59	65	61	16.5	64	15.5
Z/C15019	1.9	152	4.51	65	61	17.5	64	16.5
Z/C15024	2.4	152	5.70	66	60	19.5	64	18.5
Z/C20015	1.5	203	4.49	79	74	15.0	76	15.5
Z/C20019	1.9	203	5.74	79	74	18.5	76	19.0
Z/C20024	2.4	203	7.24	79	73	21.5	76	21.0
Z/C25019	1.9	254	6.50	79	74	18.0	76	18.5
Z/C25024	2.4	254	8.16	79	73	21.0	76	20.5
Z/C30024	2.4	300	10.09	100	93	29.0	96	27.5
Z/C30030	3.0	300	12.76	100	93	31.0	96	31.5
Z/C35030	3.0	350	15.23	129	121	30.0	125	30.0

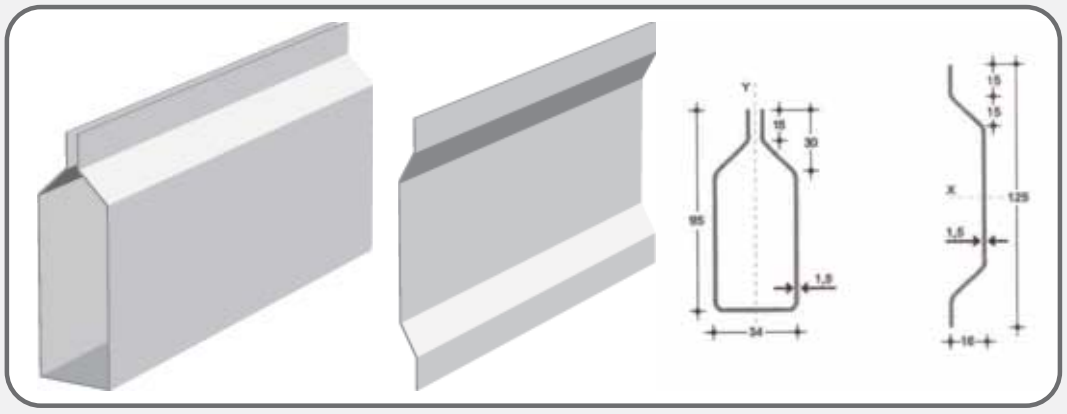

Bottle profile for Door
Profil Bouteille Et Demi-Bouteille

* Application: Profil bouteille pour encadrement de portes et profil
* demi-bouteille pour renforcement de portes en tranverses interieures

Produit	Size	Epaisseur	Poids	Longueurs standards
Profil bouteille	95x34mm	1.5mm	2,76kg/m	6metres
Profil demi-bouteille	125x16mm	1.5mm	1,62kg/m	6metres





Corrugated steel sheet for Roofing or Wall















Corrugated steel sheet for Roofing or Wall
Tôle ondulée pour mur ou toiture

Standard	ASTM / JIS / BS /DIN / GB / AS(NZS)
Material	Galvanized/Aluzinc/Pre-painted color/Aluminium
Regular color	Any color
Thickness	0.14mm - 0.80mm
Width	As per drawing
Length	Any length (transportable length)

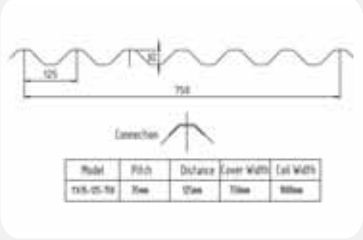

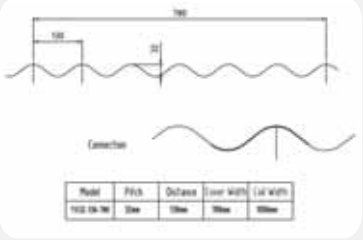



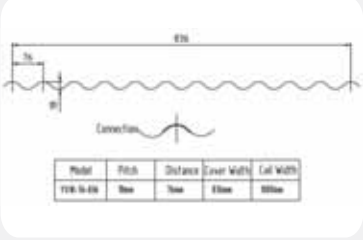



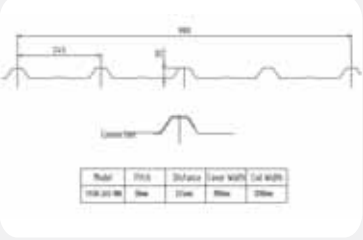



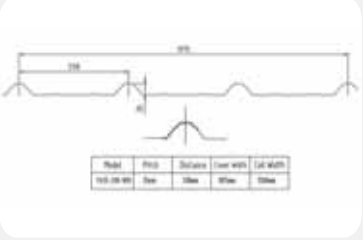









EPS Sandwich panel for Wall / Roofing





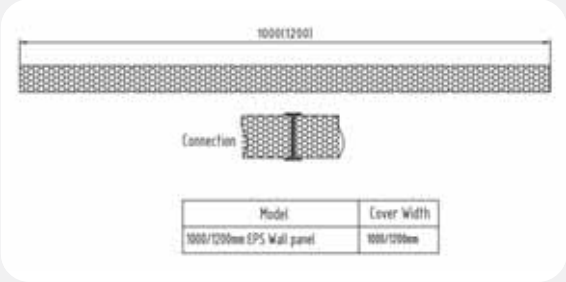



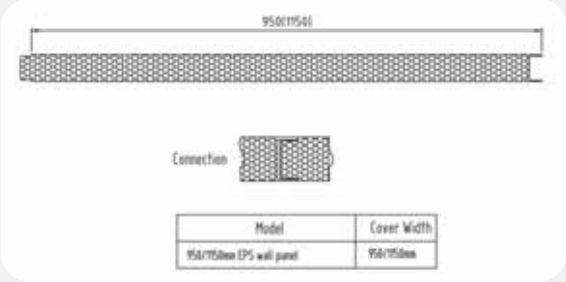



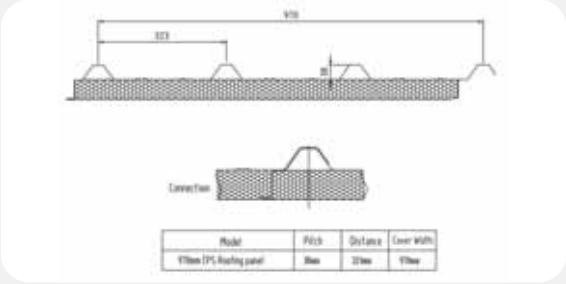



EPS Sandwich panel for Wall / Roofing
Panneau de sandwich de mur

Commodity	EPS sandwich panel
Core	EPS-FR(Expanded Polystyrene with fire retardant)
Density of EPS	8KGS - 20kgs
Thickness	50,75,100,125,150,200,250mm
Overall width	980mm or 1180mm
Cover width	950mm or 1150mm
Length	up to 12Meters long
Exterior Facing skin	0.30mm - 0.80 colourbond steel/Galvanized/Aluzinc
Interior Facing Skin	0.30mm - 0.80 colourbond steel/Galvanized/Aluzinc
Exterior facing colour	White grey,Ocean blue or other color
Interior Facing color	White grey,Ocean blue or other color
Skin finishing	Plain flat,Ribbed
Surface protection	PVC film 50microns

PU Sandwich panel for Wall / Roofing

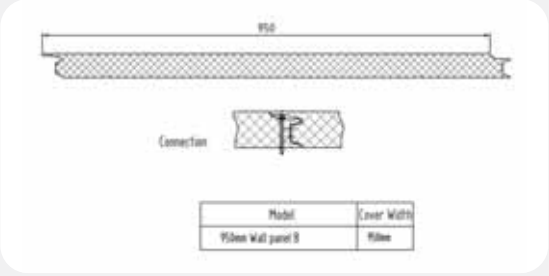



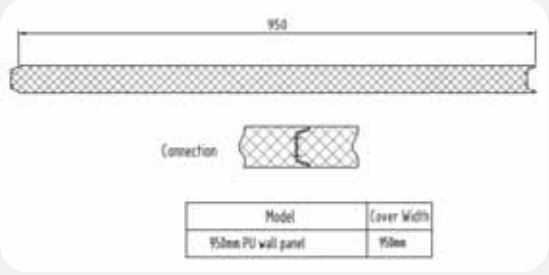



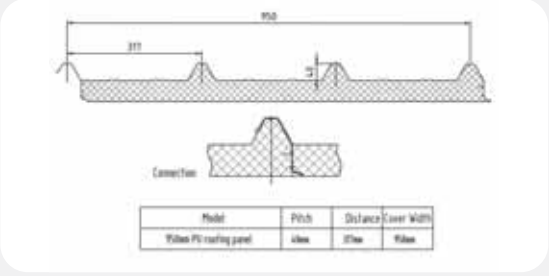



PU Sandwich panel for Wall / Roofing
PANNEAU SANDWICH MUR & TOITURE

Commodity	PU sandwich panel
Core	Polyurethane at Density 38-42kgs per m3
Thickness of Roof	30,40,50,60,75,100mm
Thickness of Wall	40,50,60,75,100mm
Overall width	980mm
Cover width	950mm
Length	up to 12Meters long
Exterior Facing skin	0.30mm - 0.80 colourbond steel/Galvanized/Aluzinc
Interior Facing Skin	0.30mm - 0.80 colourbond steel/Galvanized/Aluzinc
Exterior facing colour	White grey,Ocean blue or other color
Interior Facing color	White grey,Ocean blue or other color
Skin finishing	Plain flat,Ribbed
Surface protection	PVC film 50microns



Stone Coated Metal Roofing Tiles
Tuile
Base Material: Aluzinc steel sheet
Thickness of steel sheet: 0.40mm



Stone Coated Metal Roofing Tiles



Ripple Tile

Model No.	ZL1103
Tile Size	1340mm*420mm
Installed Exposure	1290mm*370mm
Tiles per Sqm	2.08 Sheets
Installed Weight	2.8kg/Sheet













Shingle Tile

Model No.	ZL1104
Tile Size	1340mm*420mm
Installed Exposure	1290mm*370mm
Tiles per Sqm	2.08 Sheets
Installed Weight	2.8kg/Sheet













Stone Coated Metal Roofing Tiles







Roman Tile

Model No.	ZL1105
Tile Size	1300mm*420mm
Installed Exposure	1250mm*370mm
Tiles per Sqm	2.16 Sheets
Installed Weight	3.0kg/Sheet







Milano Tile

Model No.	ZL1107
Tile Size	1350mm*420mm
Installed Exposure	1300mm*370mm
Tiles per Sqm	2.08 Sheets
Installed Weight	2.7kg/Sheet





Wooden Tile

Model No.	ZL1106
Tile Size	1340mm*420mm
Installed Exposure	1290mm*370mm
Tiles per Sqm	2.08 Sheets
Installed Weight	2.8kg/Sheet









Stone Coated Metal Roofing Tiles



Classical Tile

Model No.	ZL1101	ZL1102
Tile Size	1340mm*420mm	1170mm*420mm
Installed Exposure	1290mm*370mm	1080mm*370mm
Tiles per Sqm	2.08 Sheets	2.5 Sheets
Installed Weight	2.8kg/Sheet	2.4kg/Sheet



Accessories



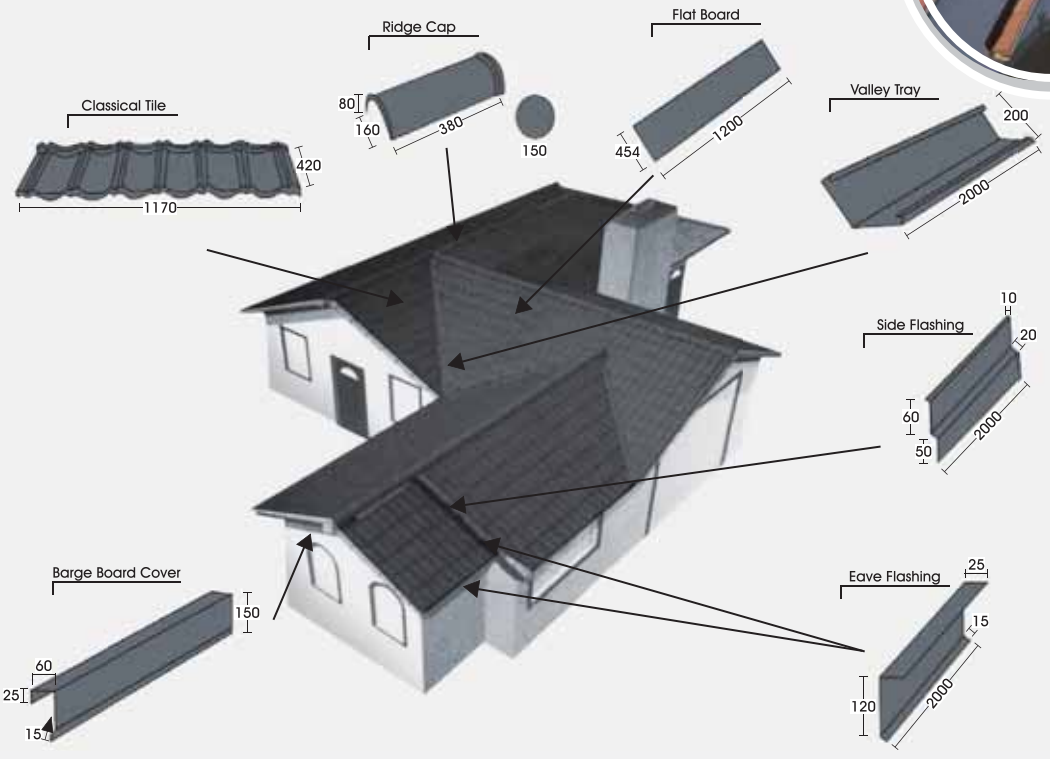

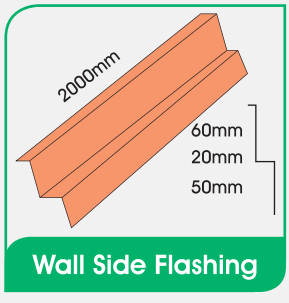

Wall Side Flashing

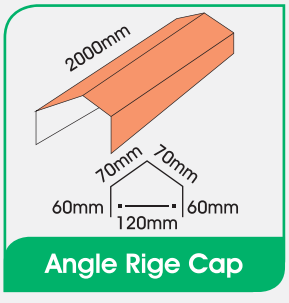

Angle Rige Cap

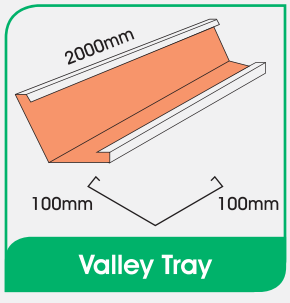

Valley Tray



Barge Board Cover

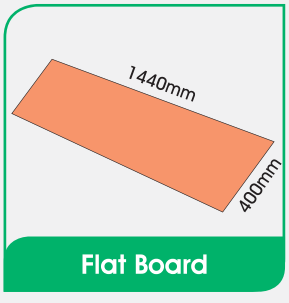

Flat Board

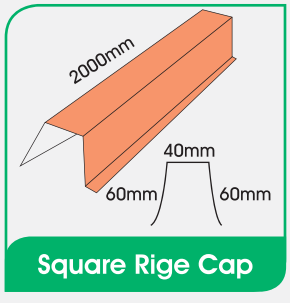

Square Rige Cap

Metal deck





Metal deck

Standard	ASTM / JIS / BS /DIN / GB / AS(NZS)
Material	Galvanized Zinc coating 275grams/m2
Thickness	0.60mm - 2.0mm
Width	As per drawing
Length	Any length (transportable length)

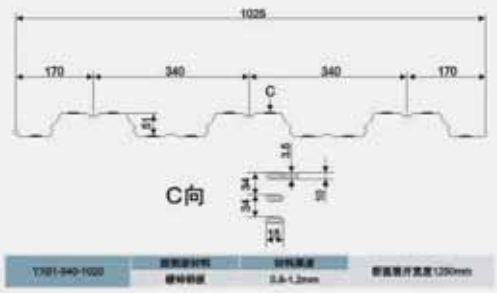



HG-240	720	1000	0.8 1.0 1.2	82.8 84.55 76.38	16.45 20.89 26.39

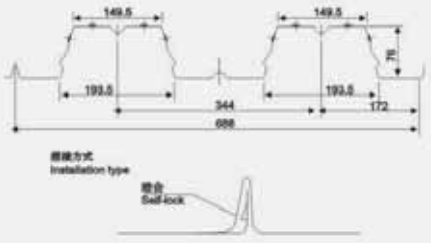

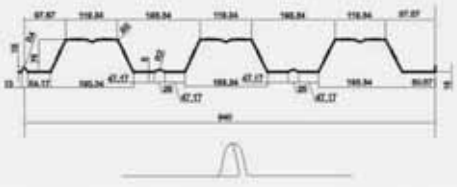

HG-940	940	1250	0.7 0.8 1.0 1.2	97.32 112.57 144.3 176.52	21.29 24.94 32.5 40.28

压型钢板型号 TYPE	YX50-200-600	用途 APPLICATION
有效覆盖宽度(mm) EFFECT WIDTH	600	
展开宽度(mm) FEEDING WIDTH	1000	楼面钢承板
板厚(mm) THICKNESS	0.8~1.2	

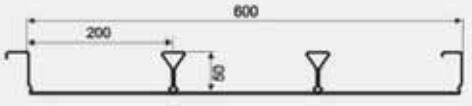

HG-944	888	1000	0.8 1.0 1.2	91.62 119.26 142.01	23.46 30.81 36.98

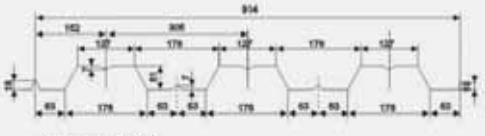

YX51-305-914型
展开宽度(Coil width) : 1150mm
搭接方式(Installation type) :

型号	标准宽度 (mm)	钢板厚度 (mm)	单位面积重量 (kg/m²)	1+ x10⁻⁴ (mm⁴/m)	1- x10⁻⁴ (mm⁴/m)	δ+ x10⁻⁴ (mm⁴/m)	δ- x10⁻⁴ (mm⁴/m)
2W 914 51H	914	0.75 0.92 1.20 1.50	8.054 9.675 12.511 15.550	0.519 0.632 0.930 1.094	0.512 0.631 0.926 1.027	15.660 20.220 29.410 36.430	19.570 25.660 31.240 38.360





Scaffolding pipe



Scaffolding pipe
Tube d’échafaudage

Standard	ASTM, EN, DIN, GB,
Steel Grade	Q195 / Q235B /Q345B
Surface	Black, Painted, Electro Galvanized, Hot Dipped Galvanized
Wall Thickness	2.5mm / 2.75mm / 3.0mm / 3.5mm / 3.75mm / 4.0mm
Outside diameter	48.3mm
Standard Length	6meter or as required

Accessories








Framework scaffolding / Ladder Frame type scaffolding

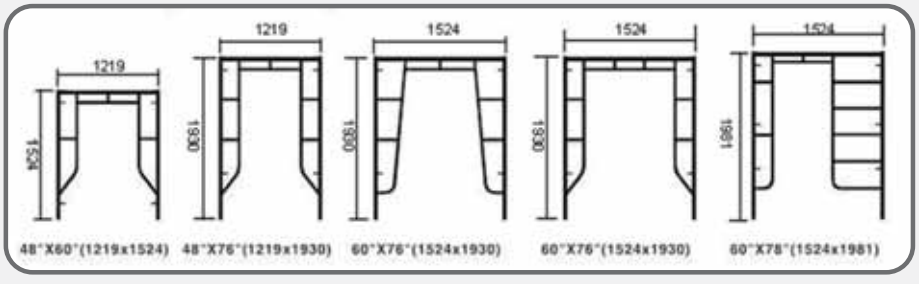

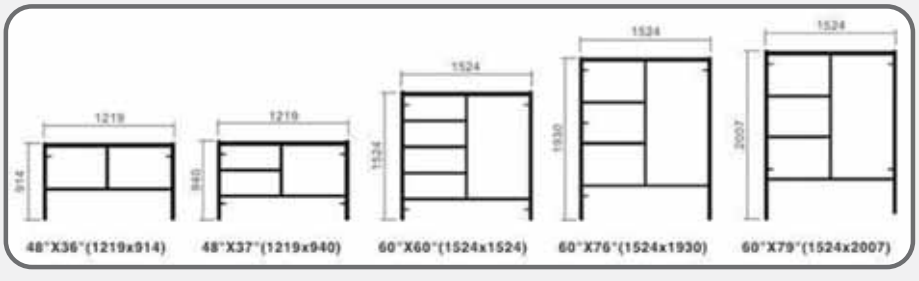

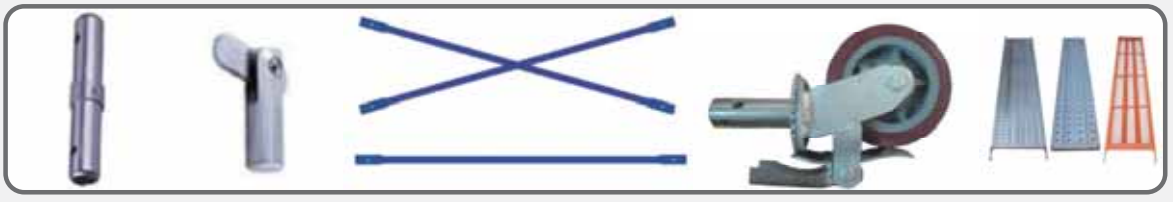

Shoring Prop(Adjustable Jack)








Shoring Prop(Adjustable Jack)
L'Etais

Steel Grade	Q195,Q235,Q345
Surface	Any color PVC powder coated / Hot dipped galvanized / Painting
Top & Base Plate	120x120x5.0mm (Square or Flower)
Inner Pipe size	48.3mm (or 40mm)
Outer Pipe size	56.0mm (or 48mm)
Pin size	G-Shape 14mm
Hole distance	100mm
Tube Thickness	1.6/1.8/2.0/2.2/2.5/3.0mm
Fix type	Nut With two handles or Pin type

Adjustable Length		Weight	Reference	Bearing weight when post adjust height(mm)/(tons)											
Min.	Max.	kgs/pc	Number	500	800	1000	1200	1750	2000	2500	3000	3500	4000	4500	5000
0.50	0.80	4.5	EAP01	1.6	1.5										
0.75	1.20	5.5	EAP02		1.8	1.5	1.4								
1.00	1.75	6.5	EAP03			1.8	1.5	1.3							
1.70	3.00	10.0	EAP04					1.8	1.5	1.3	1.1				
2.00	3.50	11.1	EAP05						1.8	1.4	1.2				
2.20	4.00	12.3	EAP06							1.6	1.3	0.9	0.6		
2.50	4.50	13.9	EAP07							1.4	1.1	0.8	0.8	0.4	
2.80	5.00	15.2	EAP08								1.4	1	0.7	0.5	0.3



U-head(Hollow steel)

Model	Size(mm)	Material size(mm)
UH-600-A	600	Ø34\36\38 U-head:5.0x160x90x30
UH-600-B	600	Ø34\36\38 U-head:5.0x160x90x30
UH-700-A	700	Ø34\36\38 U-head:5.0x160x90x30
UH-700-B	700	Ø34\36\38 U-head:5.0x160x90x30



U-head(Solid steel)

Model	Size(mm)	Material size(mm)
SUH-600-A	600	Ø30\32\34 U-head:5.0x160x90x30
SUH-600-B	600	Ø30\32\34 U-head:5.0x160x90x30
SUH-700-A	700	Ø30\32\34 U-head:5.0x160x90x30
SUH-700-B	700	Ø30\32\34 U-head:5.0x160x90x30



Jack base(Hollow steel)

Model	Size(mm)	Material size(mm)
HJB-600	600	Ø34\36\38 Base plate:5x100x100
HJB-700	700	Ø34\36\38 Base plate:5x100x100



Jack base(Solid steel)

Model	Size(mm)	Material size(mm)
SJB-600	600	Ø30\32\34 Base plate:5x100x100
SJB-700	700	Ø30\32\34 Base plate:5x100x100



Swivel Adjustable Screw Jack Base

Model	Size(mm)	Material size(mm)
SJA-600	600	Ø30\34\38 Base plate: 8x120x120
SJA-700	700	Ø30\34\38 Base plate: 8x120x120



U Head Screw Jack

Model	Size(mm)	Material size(mm)
UHS-600	600	Ø30\34\38 Base plate:5x250x150x190
UHS-700	700	Ø30\34\38 Base plate:5x250x150x190

International standard Steel grade List

Q/BQB 420-2009	EN10327:2004	JISG3302:2007	ASTM A653M-08
DC51D+Z , DC51A+ZF	DX51D	SGCC	CS Type C
DD51D+Z		SGHC	
DC52D+Z , DC52D+ZF	DX52D	SGCD1	CS Type A
			CS Type B
DC53D+Z , DC53D+ZF	DX53D	SGCD2	FS Type A
			FS Type B
DC54D+Z , DC54D+ZF	DX54D	SGCD3	DDS Type C
DD54D+Z			
DC56D+Z , DC56D+ZF	DX56D	SGCD4	DDS Type A
DC57D+Z , DC57D+ZF	DX57D	-	EDDS

Q/BQB 420-2009	EN10326:2004	JISG3302:2007	ASTM A653M-08
S220GD+Z , S220GD+ZF	S220GD	-	SS 230
S250GD+Z , S250GD+ZF	S250GD	SGC340	SS 255
S280GD+Z , S280GD+ZF	S280GD	SGC400	SS 275
S320GD+Z , S320GD+ZF	S320GD	-	-
S350GD+Z , S350GD+ZF	S350GD	SGC440	SS 340 class 4
S550GD+Z	S550GD	SGC590	SS 550 class 2

Q/BQB 425-2009	GB/T 14978-2008	AS 1397-2001	EN10326:2004 EN10327:2004	ASTM A792M-08	JIS G 3321-2007	ISO 9364-2001
DC51D+AZ	DX51D+AZ	G2+AZ	DX51D+AZ	CS type B	SGLCC	1
				CS type C		
DC52D+AZ	DX52D+AZ	G3+AZ	DX52D+AZ	DS	SGLCD	2
DC52D+AZ	DX53D+AZ	-	DX53D+AZ	-	SGLCDD	-
DC54D+AZ	DX54D+AZ		DX54D+AZ			-
S250GD+AZ	S250GD+AZ	G250+AZ	S250GD+AZ	SS 255	-	250
S300GD+AZ	S300GD+AZ	G300+AZ	-	-	SGKC400	-
S350GD+AZ	S350GD+AZ	G350+AZ	S350GD+AZ	SS 345 Class1	SGLC440	350
S550GD+AZ	S550GD+AZ	G550+AZ	S550GD+AZ	SS 550 Class1	SGLC570	550

Q/BQB 402-2009	JIS G 3141:2005	EN 10327:2004	Q/BQB402 2003 BZJ 491-2004
SPCC	SPCCT	DC01	SPCC
SPCD	SPCD	DC03	SPCD
SPCE	SPCE	DC04	SPCE
SPCF	SPCF	DC05	SPCEN
SPCG	SPCG	DC06	-



Formula of metal items

Density of Carbon steel : 7.85 g/cm3
Density of Stainless steel: 7.93 g/cm3
Density of Aluminium : 2.71 - 2.73 g/cm3

Plate / Sheet	Formula: (T: Thickness / W: Width / L: Length) Weight (KG) = T (mm) x W (M) x L (M) x Density (g/cm3)
Round Welded & Seamless Pipe/Tube	Formula: (T: Thickness / O.D.: Outside Diameter / L: Length) Weight (KG) = 0.003141 x T (mm) x (O.D. (mm) - T (mm)) x Density (g/cm3) x L (M)
Square Welded Pipe/Tube	Formula: (T: Thickness / A: Width / L: Length) Weight (KG) = [4 x T(mm) x A(mm) – 4 x T(mm) x T(mm)] x Density (g/cm3) x 0.001 x L (M) Rectangular Welded Pipe/Tube
Rectangular Welded Pipe/Tube	Formula: (T: Thickness / A1: Width 1 / A2: Width 2 / L: Length) Weight (KG) = [2 x T(mm) x (A1(mm) + A2(mm)) – 4 x T(mm) x T(mm)] x Density (g/cm3) x 0.001 x L (M)
Flat Bar	Formula: (T: Thickness / W: Width / L: Length) Weight (KG) = 0.001 x W (mm) x T (mm) x Density (g/cm3) x L (M)
Hexagon Bar	Formula: (I.D.: Inside Diameter / L: Length) Weight (KG) = 0.000866 x I.D. (mm) x I.D. (mm) x Density (g/cm3) x L (M)
Square Bar	Formula: (W: Width / L: Length) Weight (KG) = 0.001 x W (mm) x W (mm) x Density (g/cm3) x L (M)
Round Bar / Wire Rod	Formula: (O.D.: Outside Diameter / L: Length) Weight (KG) = 0.0007854 x O.D. (mm) x O.D. (mm) x Density (g/cm3) x L (M)

Loading photos















































加工/仓储/配送

PROCESSING
WAREHOUSING
DISTRIBUTION









我们的客户





PROCESSING

WAREHOUSING
DISTRIBUTION













OUR
CUSTOMERS



















HOT ROLLED STEEL COIL

热轧钢卷

Hot Rolled Steel Coil and Plate Catalog 热轧钢卷产品目录			
Category 类别	Grade 材质	Thickness Range (mm) 厚度范围	Width Range (mm) 宽度范围
Carbon Structural Steel 碳素结构钢	SS400/A36 Q235A,B,C,D S235JR,J0,J2 SAE1008	1.2~20 8~200	1010~2000 1500~4000
Rerolling Steel 轧制基料	SPHC,D,E SAE1006 Q195	1.2~8	1010~2000
High Strength Low Alloy Steel 高强度低合金钢	S355JR,J0,J2 A572 Gr. 50 Q345A, B, C, D, E	2.2~20	1250~2000
Checkered Steel 花纹板	Q235 SS400 A36	1.5~10	1000~1500
Shipbuilding Steel 船板	A, B, D, AH32, AH36, DH32, DH36 (CCS,ABS,LR,GL,RINA, KR,DNV,BV,NK)	4~12 8~50	1500~2000 1500~3000
LPG Cylinder Steel 焊瓶钢	HP235, HP295 SG235, SG295	1.2~10	1000~1500 (1070, 1162)
Pipe Line Steel 管线钢	API-B X42-X80 L245-L450	3~20	1000~2000
Pressure Vessel Steel 容器板	Q245R, Q345R	2.5~20	1000~2000
High Tensile Structure Steel 高强结构钢	SM400~520 A, B, C A572 Gr65 Q390~550	2.5~20	1000~2000
Auto Structure Steel 汽车结构钢	SAPH310~440 HR340 27TQ	2.5~20	1000~1500




10T









COLD ROLLED STEEL COIL

冷轧钢卷

Cold Rolled Steel Coil and Sheet Catalog 冷轧钢卷产品目录					
Category 类别		Grade 材质	Thickness Range 厚度范围(mm)	Width Range 宽度范围(mm)	Applicable Industrials 适用行业
Carbon Structural Steel 碳素结构钢		Q195,Q215,Q235 St37-2G, St44-3G,St52-3G	0.25~3.0	600~1950	All kinds of industrials 各行业
Drawing Steel 冲压用钢	CQ DQ DDQ EDDQ SEDDQ	SPCC,DC01,St12,CSA,CSB,CSC SPCD,DC03,St13,DSA,DSB SPCE,SPCF,DC04,St14,DDS SPCG,DC05,St15,EDDS DC06,St16,St17	0.25~3.0	600~1950	Automobile,home appliances industries 汽车、家电等行业
High Strength Low Alloy Steel 高强度低合金钢		H240A,HC260LA,H280A, HC300LA,H320A,HC340LA, HC380LA,HC420LA,HC460LA, H345	0.65~2.0	600~1530	All kinds of industrials 各行业
Cold Rolling Dual Phase Steel 冷轧双相钢		CR260/450DP CR300/500DP CR340/590DP CR420/780DP CR550/980DP	0.7~2.0	800~1530	Automobile manufacturing industrial 汽车制造业
Cold Rolling TRIP Steel 冷轧TRIP钢		CR380/590TRIP CR420/780TRIP (TRIP800)	0.7~2.0	800~1530	Automobile manufacturing industrial 汽车制造业
Cooper Steel 制桶用钢		ZT1,ZT2,ZT3,ZT4	0.25~3.0	600~1950	Cooperage 制桶业
Lux-Cored Wire Steel 药芯焊丝用钢		AYH1,AYH2,AHY3,AHY4,AHY5 THY-2,THY-3,THY-4	0.3~2.0	850~1700	Welding wire material manufacturing industrial 焊丝材料制造













HOT-DIP GALVANIZED & GALVALUME STEEL COIL

镀锌及镀铝锌钢卷

Hot-Dip Galvanized Steel Coil and Sheet Catalog 镀锌产品目录				
Category 类别	Grade 材质	Thickness Range 厚度范围(mm)	Width Range 宽度范围(mm)	Applicable Industrials 适用行业
General Hot-Dip Galvanized Steel 普通用热镀锌	DX51D+Z,CSA,CSB,CSC,SGCC	0.30~2.5	800~1500	Building, home appliances etc. 建筑、家电等行业
	SGCC,SGCH,G550	0.13~0.4	600~1250	Roofing manufacturing industrial 屋顶瓦制造业
Drawing Hot-Dip Galvanized Steel 冲压用热镀锌带	DX51D+Z,DX53D+Z,DDSA, DDSC,SGCD1,SGCD2,SGCD3	0.30~2.5	800~1500	Building home appliances etc. 建筑、家电等行业
Structural Hot-Dip Galvanized Steel 结构用热镀锌	S220GD+Z,S250GD+Z,S280GD+Z SGC340,SGC400 SS33,SS37,SS40	0.40~2.5	800~1500	Building structure, home appliances etc. 建筑、家电等行业
High Strength Hot-Dip Galvanized Steel 高强结构用镀锌	S320GD+Z,S350GD+Z,S550GD+Z SGC440,SGC490 SS50(SS340), SS55(SS380),SS80(SS550)	0.70~2.0	800~1500	Building structure, home appliances etc. 建筑、家电等行业

Hot-Dip Galvalume（55% Al-Zn）Steel Coil and Sheet Catalog 镀铝锌产品目录				
Category 类别	Grade 材质	Thickness Range 厚度范围(mm)	Width Range 宽度范围(mm)	Applicable Industrials 适用行业
General Hot-Dip Galvalume Steel 普通用热镀铝锌	SGLCC，SGLCH	0.13~1.5	600~1250	Roofing manufacturing industrial 屋顶瓦制造业













PREPAINTED GALVANIZED & GALVALUME STEEL COIL

彩涂钢卷

Prepainted Galvanized / Galvalume (55% Al-Zn) Steel Coil Catalog 彩涂钢卷产品目录	
Grade 材质	SGCC/SGCH/CGCC SGLCC/SGLCH/CGLCC
Thickness 厚度	0.13–2.0mm
Width 宽度	600–1250mm
Zinc coating 锌含量	30–200 grams/sq.m
Color 颜色	RAL colors / wood / marble / brick / camouflage / textured / matt / checkered Pattern 劳尔色卡/木纹/大理石纹/砖纹/迷彩/网格/绒面彩涂板
Type of top painting 涂层种类	PE Painting / PU painting/ SMP Painting/ PVDF 聚酯漆 / 聚氨酯漆 / 硅改性彩涂板 / 氟碳板
Applications 用途	Roofing, household applications, steel panel, walls 屋顶，家电，三明治板，围墙等制造业

Coating Performance Testing Standards 涂层性能检测标准		
The tested items 检测项目	The standard of front 正面标准值	The standard of back 背面标准值
Dry film thickness (μ m) 干膜厚度	15–25	5–10
Gloss (60 degrees) 光泽（60度）	15–90	–
T bend (T) T弯	≤3	≤3
Impact (J) 冲击功	≥9	–
Pencil hardness 铅笔硬度	4H	–
MEK (time) MET(次)	> 100	–
Specification 规格	Level 1 1级	–
Acid resistance 耐酸性	5% HCL solution soak for 240 hours. No discoloration , foaming, lose light fails off phenomenon 5% HCL溶液浸泡240小时，无色变、起泡、失光脱落现象	
Alkali resistance 耐碱性	5% NaOH solution soak for 240 hours. No discoloration , foaming, lose light fails off phenomenon 5% NaOH溶液浸泡240小时，无色变、起泡、失光脱落现象	
Ageing resistance 耐老性	Lose light one level 变色、失光一级	
Salt spray test 盐雾试验	500–1000 hours 500–1000小时	

WIRE ROD, REBAR,
ANGLE, PIPE & TUBE

盘条 / 螺纹钢
角钢 / 管











1.Welcome to our factory

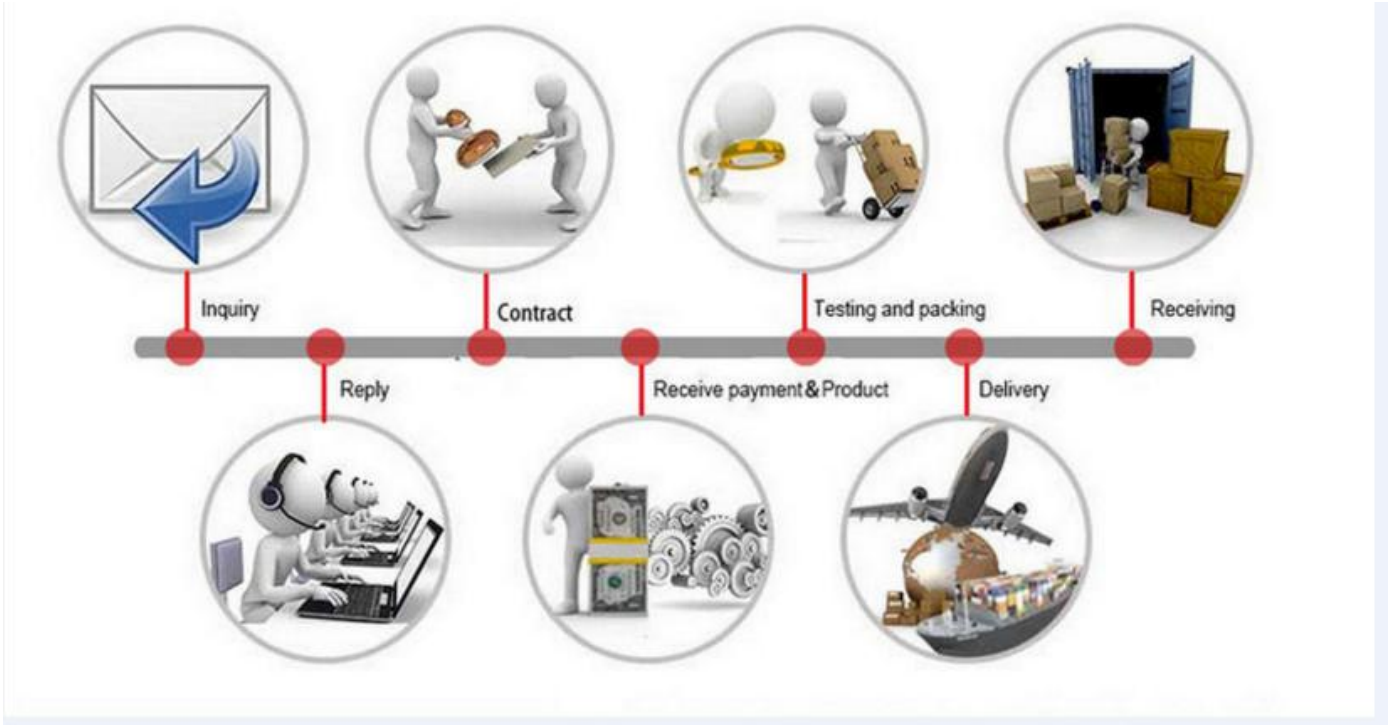



FACTORY SHOW







PRODUCTION PROCESS


1: Raw material for the computer


2: Pickling


3: Drying


4: Paint


5: Cool


6: The finished product



7: Packaging


8: Complete packing

2.Products IN detailed

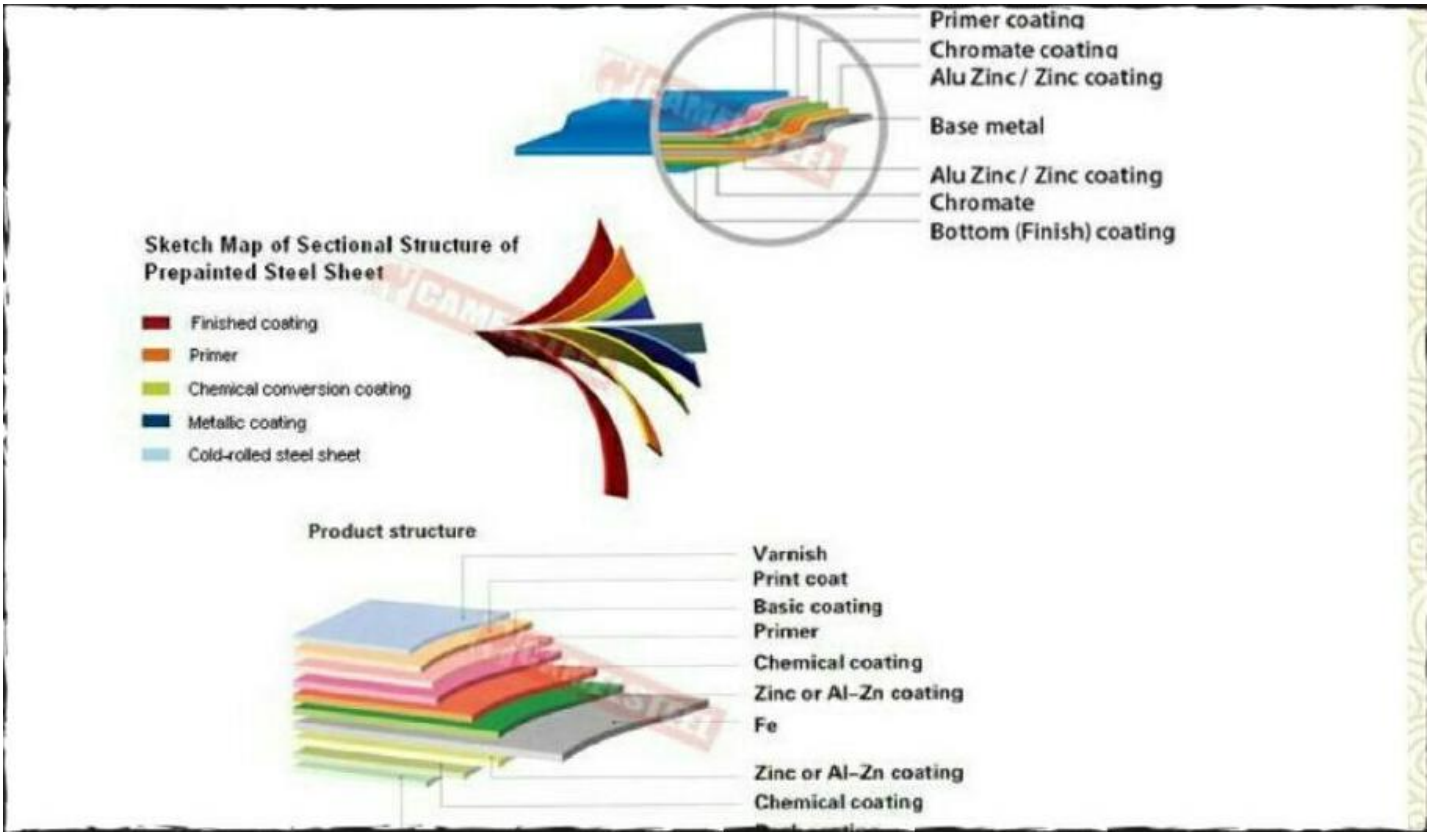

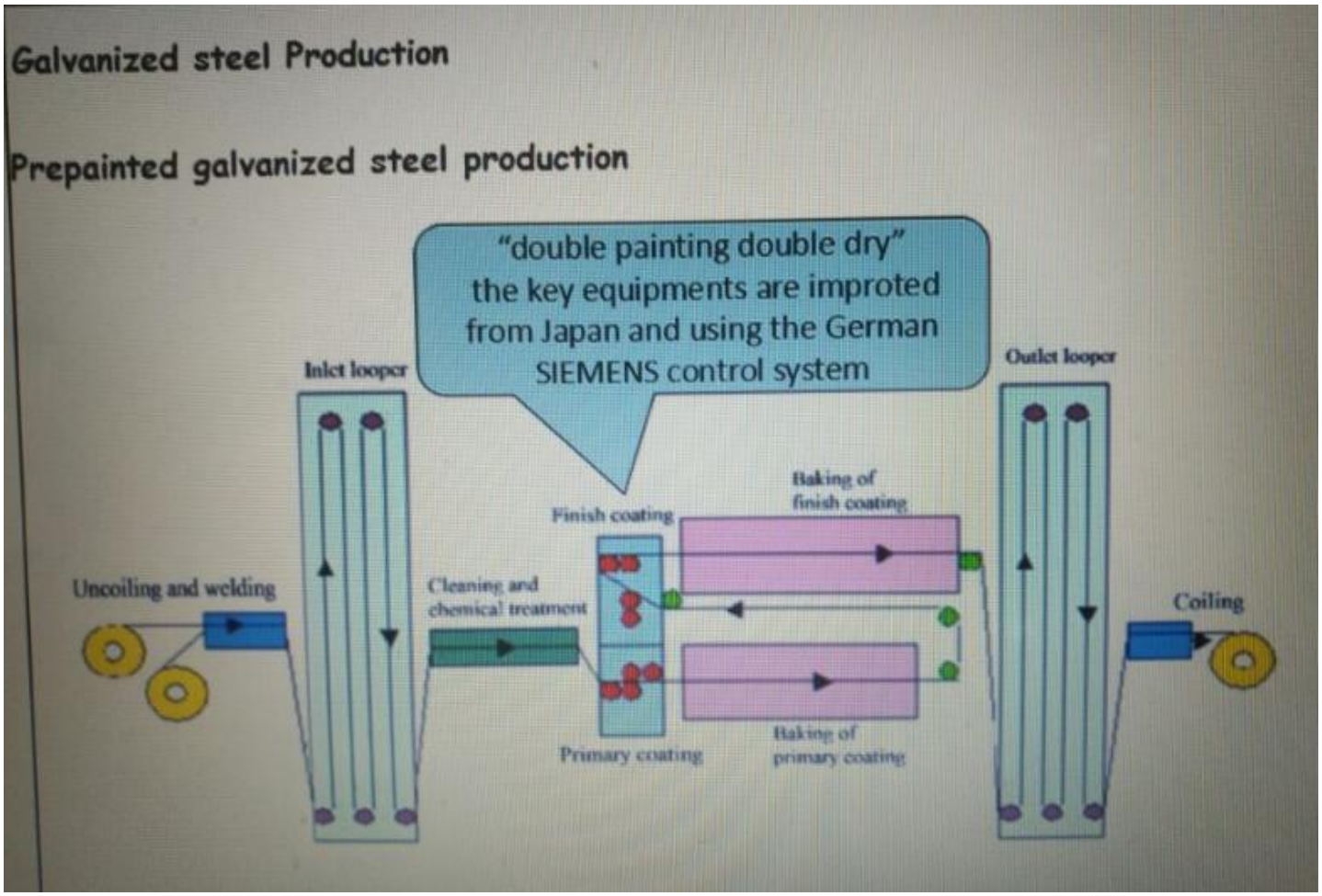

3.Package IN detailed

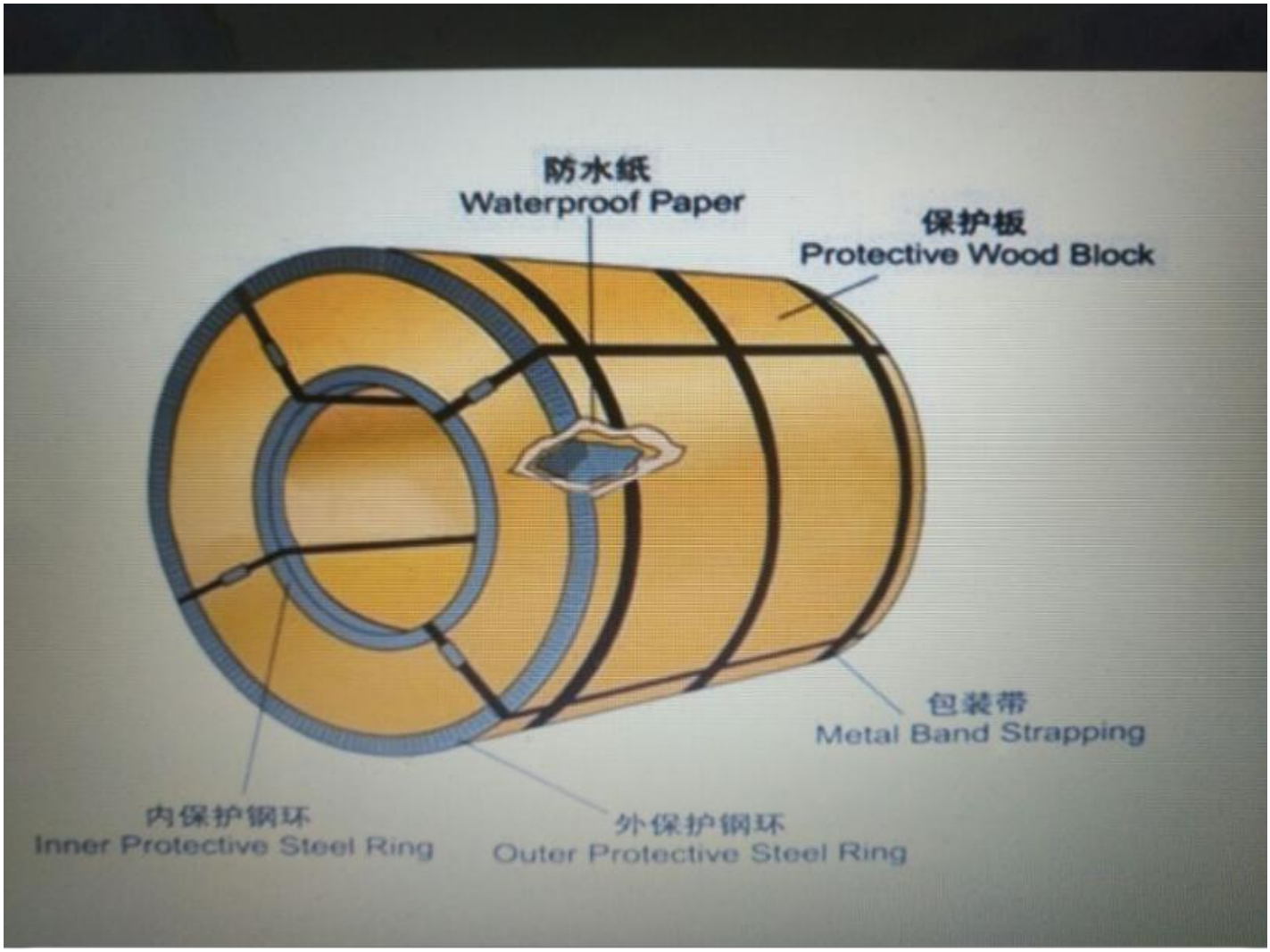



4.Load the container in detail



CUSTOMER VISITS






5.Measure the thickness



Measure the effective width








































































































黄页88网
www.huangy












china.makepolo.co






china.makepolo.






























2013.4.27

ALUMINUM COMPOSITE PANEL



JX-6046 草绿
Grass Green



JX-6051 芬兰绿
Finland Green



JX-6056 高光雪青兰
Glossy Lilac Blue



JX-6047 苹果绿
Apple Green



JX-6052浅兰
Light Blue



JX-6057高光浅紫兰
Glossy Light Purple



JX-6048 翠绿
Bright Green



JX-6053 电信兰
Telecom Blue



JX-6058 高光紫
Glossy Purple



JX-6049 邮电绿
Post Green



JX-6054 深兰
Dark Blue



JX-6059 高光紫红
Glossy Purple Red



JX-6050 军绿
Army Green



JX-6055 高光兰
Glossy Blue



JX-6060 高光深紫
Glossy Dark Purple

ALUMINUM COMPOSITE PANEL



JX-6031 高光杏色
Glossy Apricot



JX-6036 乳黄
Milk Yellow



JX-6041 高光淡黄
Glossy Light Yellow



JX-6032 高光粉红
Glossy Pink



JX-6037 桔黄
Orange Yellow



JX-6042高光黄
Glossy Yellow



JX-6033 高光玫红
Glossy Rose



JX-6038 桔红
Orange



JX-6043 高光桔红
Glossy Orange



JX-6034 高光酒红
Glossy Burgandy



JX-6039 中国红
China Red



JX-6044 高光红
Glossy Red



JX-6035 暗红
Dark Red



JX-6040 中华红
Red



JX-6045 高光黄绿
Glossy Yellow Green

ALUMINUM COMPOSITE PANEL



JX-6016 红银
Red Silver



JX-6021 纯白
Pure White



JX-6026 中行灰
BOC Grey



JX-6017 鲜红银
Bright Red Silver



JX-6022 特白
Super White



JX-6027 鼠灰
Mouse Grey



JX-6018 深红银
Dark Red Silver



JX-6023 亚光乳白
Matt Ivory



JX-6028 深咖啡
Dark Coffee



JX-6019 高光古铜
Glossy Bronze



JX-6024 高光象牙白
Glossy Ivory



JX-6029 纯黑
Pure Black



JX-6020 紫红银
Purple Red Silver



JX-6025 高光白
Glossy White



JX-6030 高光黑
Glossy Black

ALUMINUM COMPOSITE PANEL



JX-6001 铝本色
Aluminium Color



JX-6006 翠玉银A
Jade Silver A



JX-6011 香槟金
Champagne Gold



JX-6002 白银灰
White Silver



JX-6007 翠玉银B
Jade Silver B



JX-6012 金属铜
Metallic Copper



JX-6003 闪银灰
Sparkling Silver



JX-6008 兰银
Blue Silver



JX-6013 闪金黄
Gold



JX-6004 香槟银
Champagne Silver



JX-6009 灰金沙
Grey Golden Sand



JX-6014 古铜
Bronze



JX-6005 中灰银
Grey Silver



JX-6010 黑灰银
Black Grey Silver



JX-6015 粉红银
Pink Silver